Features

- Maximum output current
  I_{OM}: -0.1A
- Output voltage
  V_O: -12V
- Continuous total dissipation
  P_D: 0.625 W (T_a= 25 ℃)

Applications

- TV Board
- Air Conditioner
- Vehicle Mounted Radar
- Charging Device

Ordering Information

Product ID	Pack	Marking	Qty(PCS)
79L12	SOT-89	79L12	1000



- 1: GND
- 2: IN
- 3: OUT

SOT-89

Typical Application Circuit

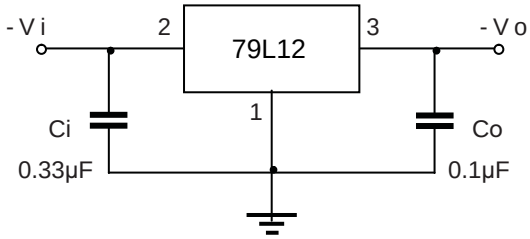

Absolute Maximum Ratings

Parameter	Symbol	Value	Unit
Input Voltage	V_i	-30	V
Thermal Resistance from Junction to Ambient	$R_{\theta JA}$	200	℃/W
Operating Junction Temperature Range	T_{OPR}	-40~+125	℃
Storage Temperature Range	T_{STG}	-65~+150	℃

Electrical Characteristics

78L12 (V_{OUT} = 12V, V_{IN} = 19V, I_{OUT} = 40mA, C_{IN} = 0.33μF, C_{OUT} = 0.1μF, T_J = 25°C, unless otherwise specified)

Parameter	Symbol	Test conditions		Min	Typ	Max	Unit
Output Voltage	Vo		25℃	-11.52	-12	-12.48	V
		-14.5V≤V_I≤-27V, Io=1mA~40mA	0-125℃	-11.4	-12	-12.6	V
		Io=1mA~70mA		-11.4	-12	-12.6	V
Load Regulation	ΔVo	Io=1mA~100mA	25℃		24	100	mV
		Io=1mA~40mA	25℃		15	50	mV
Line Regulation	ΔVo	-14.5V≤V_I≤-27V	25℃		50	250	mV
		-16V≤V_I≤-27V	25℃		40	200	mV
Quiescent Current	Iq		25℃			6.5	mA
Quiescent Current Change	ΔIq	-16V≤V_I≤-27V	0-125℃			1.5	mA
	ΔIq	1mA≤I_O≤40mA	0-125℃			0.1	mA
Output Noise Voltage	V_N	10Hz≤f≤100KHz	25℃		80		μV/Vo
Ripple Rejection	RR	-15V≤V_I≤-25V,f=120Hz	0-125℃	37	42		dB
Dropout Voltage	Vd		25℃		1.7		V

Typical Characteristics

Output Characteristics

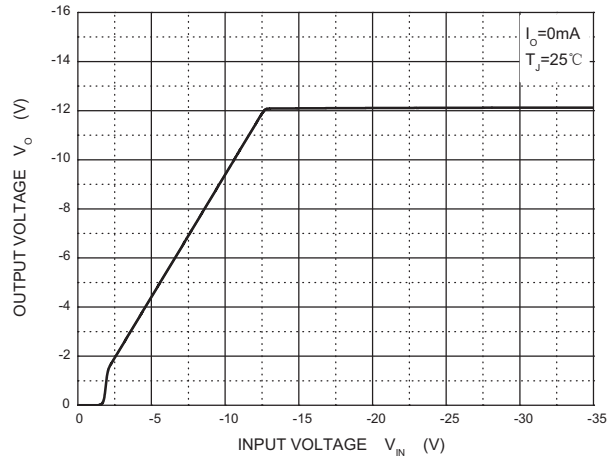

Dropout Characteristics

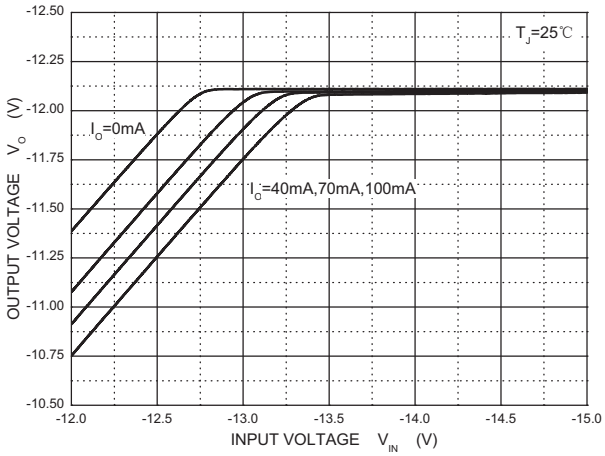

Quiescent Current vs Input Voltage

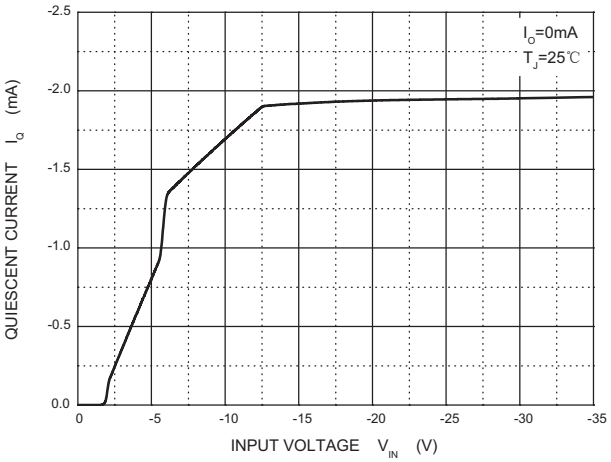

Current Cut-off Grid Voltage

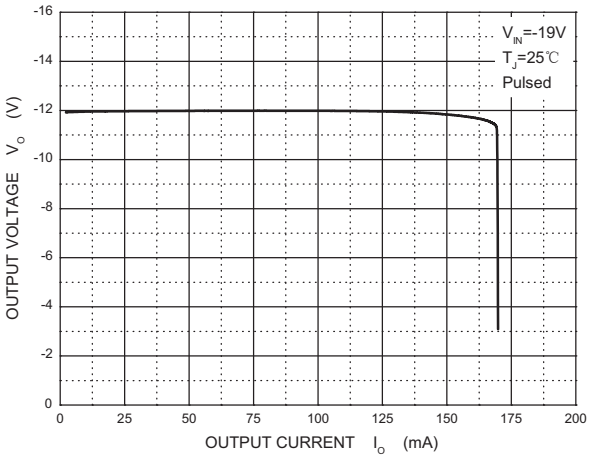

Output Voltage vs Junction Temperature

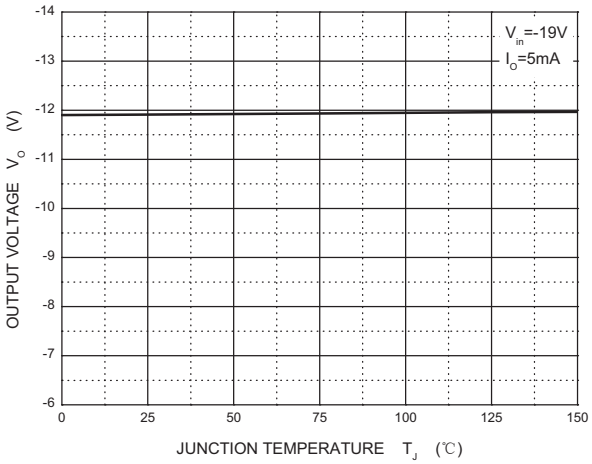

Power Derating Curve

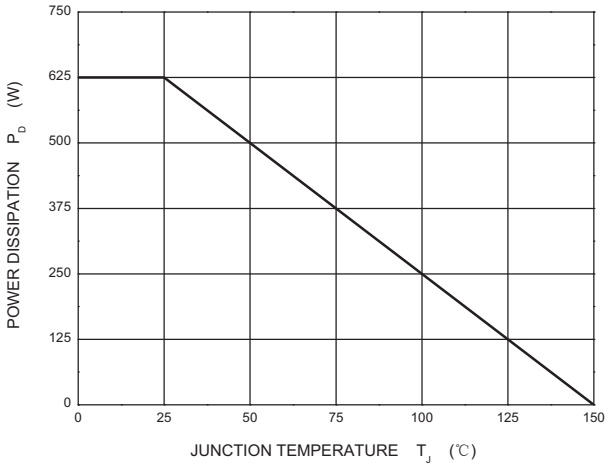

SOT-89 Package Outline Dimensions

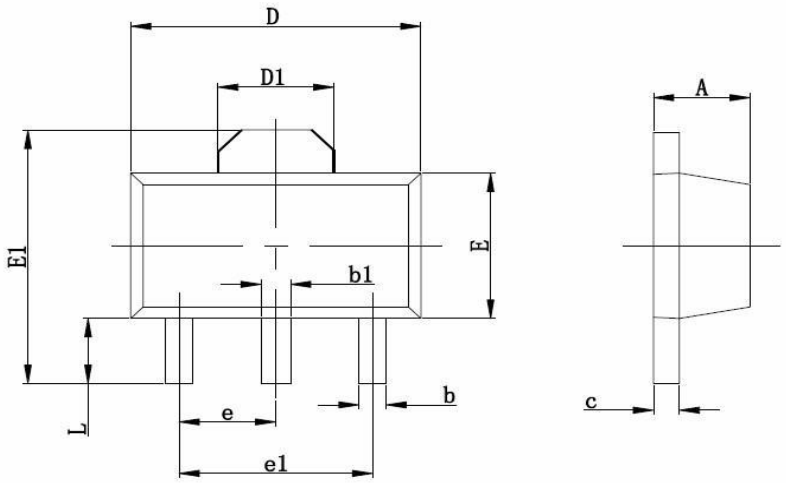

Symbol	Dimensions In Millimeters		Dimensions In Inches	
	Min	Max	Min	Max
A	1.400	1.600	0.055	0.063
b	0.320	0.520	0.013	0.020
b1	0.400	0.580	0.016	0.023
c	0.350	0.440	0.014	0.017
D	4.400	4.600	0.173	0.181
D1	1.550 REF.		0.061 REF.	
E	2.300	2.600	0.091	0.102
E1	3.940	4.250	0.155	0.167
e	1.500 TYP.		0.060 TYP.	
e1	3.000 TYP.		0.118 TYP.	
L	0.900	1.200	0.035	0.047

Attention

■ Any and all HUA XUAN YANG ELECTRONICS products described or contained herein do not have specifications that can handle applications that require extremely high levels of reliability, such as life-support systems, aircraft's control systems, or other applications whose failure can be reasonably expected to result in serious physical and/or material damage. Consult with your HUA XUAN YANG ELECTRONICS representative nearest you before using any HUA XUAN YANG ELECTRONICS products described or contained herein in such applications.

■ HUA XUAN YANG ELECTRONICS assumes no responsibility for equipment failures that result from using products at values that exceed, even momentarily, rated values (such as maximum ratings, operating condition ranges, or other parameters) listed in products specifications of any and all HUA XUAN YANG ELECTRONICS products described or contained herein.

■ Specifications of any and all HUA XUAN YANG ELECTRONICS products described or contained herein stipulate the performance, characteristics, and functions of the described products in the independent state, and are not guarantees of the performance, characteristics, and functions of the described products as mounted in the customer's products or equipment. To verify symptoms and states that cannot be evaluated in an independent device, the customer should always evaluate and test devices mounted in the customer's products or equipment.

■ HUA XUAN YANG ELECTRONICS CO.,LTD. strives to supply high-quality high-reliability products. However, any and all semiconductor products fail with some probability. It is possible that these probabilistic failures could
give rise to accidents or events that could endanger human lives, that could give rise to smoke or fire, or that could cause damage to other property. When designing equipment, adopt safety measures so that these kinds of accidents or events cannot occur. Such measures include but are not limited to protective circuits and error prevention circuits for safe design, redundant design, and structural design.

■ In the event that any or all HUA XUAN YANG ELECTRONICS products(including technical data, services) described or contained herein are controlled under any of applicable local export control laws and regulations, such products must not be exported without obtaining the export license from the authorities concerned in accordance with the above law.

■ No part of this publication may be reproduced or transmitted in any form or by any means, electronic or mechanical, including photocopying and recording, or any information storage or retrieval system, or otherwise, without the prior written permission of HUA XUAN YANG ELECTRONICS CO.,LTD.

■ Information (including circuit diagrams and circuit parameters) herein is for example only ; it is not guaranteed for volume production. HUA XUAN YANG ELECTRONICS believes information herein is accurate and reliable, but no guarantees are made or implied regarding its use or any infringements of intellectual property rights or other rights of third parties.

■ Any and all information described or contained herein are subject to change without notice due to product/technology improvement, etc. When designing equipment, refer to the "Delivery Specification" for the HUA XUAN YANG ELECTRONICS product that you intend to use.