东莞市讯普电子科技有限公司

Dongguan Xunpu Electronic Technology Co., Ltd

承　认　书

SPECIFICATION FOR APPROVAL

客 户 名 称 Customer：

贵司料号CUSTOMER P/N：

FFC cable 0.5mm 13P, total length 100mm, co-directional, gold finger 4mm, reinforcing plate 8mm

敝司料号INTERIOR P/N：　　FFC-0.5-13-100-A-4-8

贵公司承认印 Approal slgnatures

料 号/Part No.	签　章/Signatures

Send us a copy of reference, thank you!　　日期 Date:

拟制/Drawn	李明
审核/Check	东军
批准/Approved	向钰



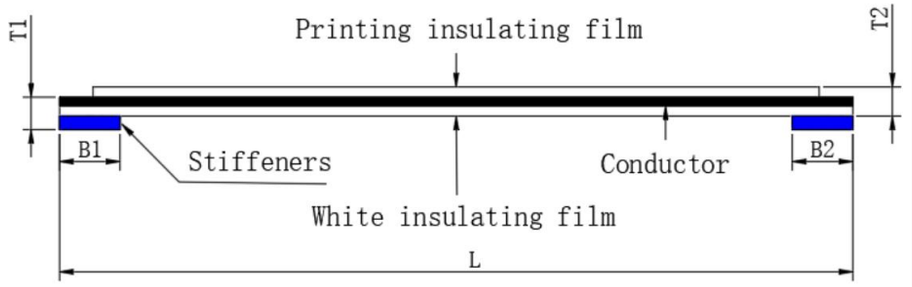

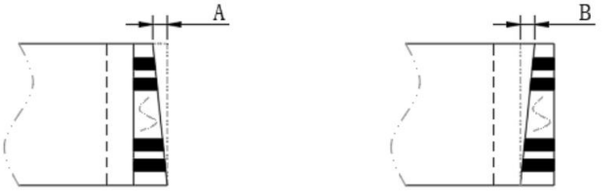

Structure				
NO.	Project	Specification		Remark
1	Insulating film	Print 20624	43um	60V 80C
		Blank film	43um	
2	Stiffeners	Blue	225um	PET
3	Conductor tinning	Thickness	0.035	±0.005
		Width	0.3	±0.03
4	Conductor plating	Electroplate	Tin Sn	⩾40u"
		Electroplate		

Size			
Number of conductor	N	13	
Spacing	P	0.5	±0.05
Total spacing	Pt	6	±0.08
Overall width	W	7	±0.08
Edge width	M	0.5	±0.08
Overall length	L	100	±1.5
Mating thickness	T1	0.3	±0.05
Thickness of the	T2	0.12	±0.03
The inclination of the	A	——	⩽0.3
Punching inclination	B	——	⩽0.5
The length of the bare	S1/S2	4/4	±0.05
Length of stiffener	B1/B2	8/8	±1.5

Ancillary checklists			
NO.	Project	Specification	Quantity
1			
2			
3			

Precautions

1. The body image is for relationship comparison only, and everything is subject to the specifications of the data sheet.

1. Shelf life: 12 months for gold plating; Tin plating for 6
2. Storage environment: temperature 0°C'38°C; Humidity

Specifications and models:	FFC-0.5-13-100-A-4-8		
Customer part number:		Customer model:	

Version	What's Changed	date
A/O	New production	2022/09/05

XunPu 东莞市讯普电子科技有限公司

Name:	FFC flexible	Figure number:	XP2022090501	Drawing:	Li ming
Proportion:	FIT	Unit:	Millimetre(mm)	Audit:	Chen Jun
Vision:		Page number:	Page 1 of 1	Approved:	Xiang Yu