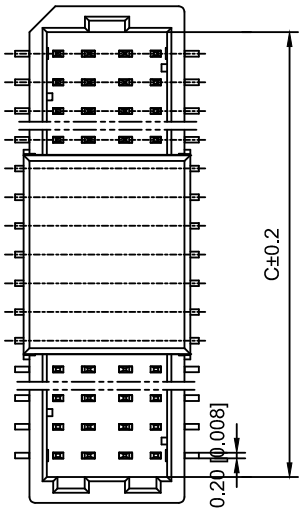

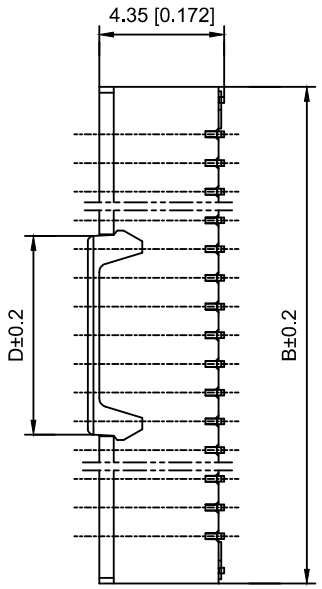

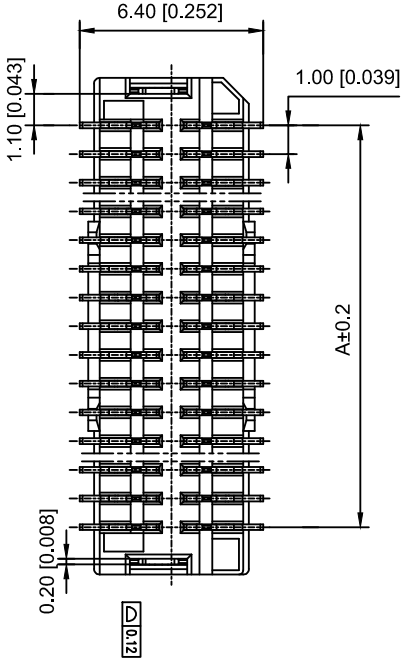

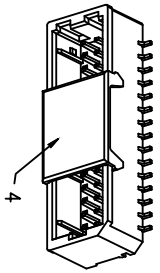

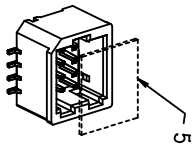

■ Specifications :

- Voltage rating: 50 V AC / DC
- Current rating: 1A AC / DC
- Withstanding voltage: 500V AC/minute
- Temperature range: -25°C~+85°C
- Insulation resistance: ≥100MΩ
- Contact resistance: ≤20mΩ

X1011 W V S-2x12- 9T V01
① ②③④ ⑤ ⑥ ⑦

① Series No.
② Category：W-WAFER
③ Wedding Board Angle ：V-Stright 180°
④ Welding Way:S-SMT
⑤ Row No.Pin No.2*02-2*25
⑥ Material:9T-PA9T 94V-0
⑦ Planting Category:SN-Bright tin plating
V01-All Gold Flash

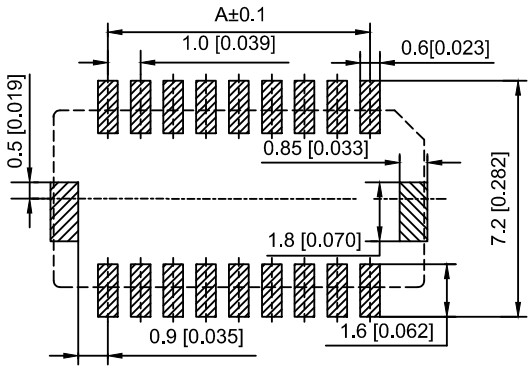

PCB LAYOUT

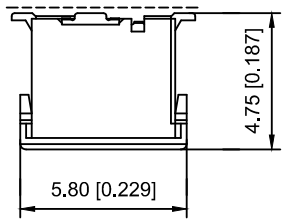

Poles	Dimensions(mm)			Poles	Dimensions(mm)		
	A	B	C		A	B	C
2*02	1.00	4.30	2.5	2*14	13.0	16.30	14.5
2*03	2.00	5.30	3.5	2*15	14.0	17.30	15.5
2*04	3.00	6.30	4.5	2*16	15.0	18.30	16.5
2*05	4.00	7.30	5.5	2*18	17.0	20.30	18.5
2*06	5.00	8.30	6.5	2*20	19.0	22.30	20.5
2*08	7.00	10.30	8.5	2*25	24.0	27.30	25.5
2*10	9.00	12.30	10.5				
2*11	10.00	13.30	11.5				
2*12	11.00	14.30	12.5				

X1011WVS-2x12-9TV01	PA9T UL 94V-0	Phosphor Bronze	Gold-Flash	X1011T
X1011WVS-2x12-9TSN	PA9T UL 94V-0	Phosphor Bronze	TIN-Plated	
PART N0	Material	Material(Pin And Solder Tabs)	Finish(Pin And Solder Tabs)	Suitable XKB Terminal

MARK	DESCRIPTION	DATE	REVISED	APPROVED
ΔX				
ΔX				
ΔX				

REVISIONS

ANGLAR	±5°
L≤ 4	±0.2
4<L≤ 16	±0.3
16<L≤ 63	±0.4
L> 63	±0.5

UNSPECIFIED TOLERANCES

www.helloxkb.com www.helloxkb.cn www.xk-dg.cn

XKB INDUSTRIAL PRECISION CO.,LIMITED

DSND		SCALE: N/A	MODEL TYPE: 1.0mm Crimp Style Connector
DWN		VIEW:	PART NO.: X1011WVS-2x12-9TV01
CHKD		UNIT: mm/in	DWG NO.: X-X1011WVS-2x12-9TV01
APPD		SIZE: A4	

WEIGHT	SHEET	REVISION
	1/1	A0