REVISIONS					
REV.	ECN NO.	LOCATION	DESCRIPTION	DATE	DESIGN
A0	N/A		INITIAL RELEASE	/	/
A1	N/A		尺寸公差修正，图面升级整理图面	2024.12.16	阿树

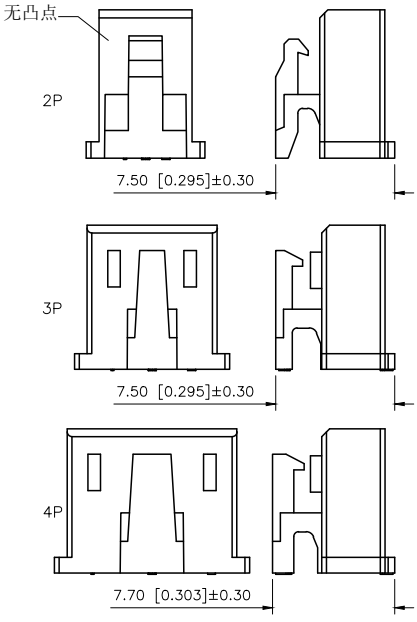

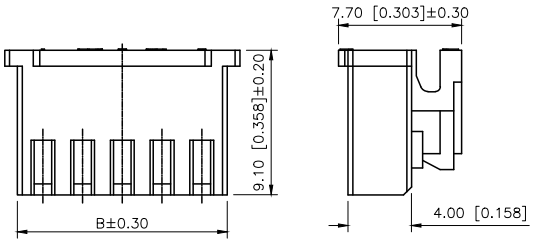

■SPECIFICATIONS
•Voltage rating:250V AC/DC
•Current rating:3A AC/DC
•Withstanding Voltage:1000V AC/minute
•Temperature range:−45°C+125°C
•Insulation resistance:≥500MΩ
•Contact resistance:≤20mΩ
•After environmental testing:≤30mΩ

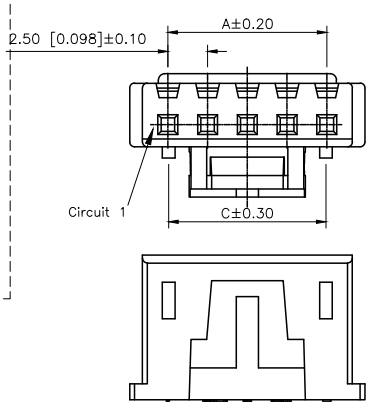

PART NO.:

X8821 H M−06−L N0
① ② ③ ④ ⑤ ⑥

①Series No
②Category:HM−HSG
③Row No.Pin No.: XX−02P~15P
④Plug the Pin&Special No:L−With Lock
⑤Material:NO−PA66 94V−0

Poles	Dimensions(mm)			Poles	Dimensions(mm)		
	A	B	C		A	B	C
02	2.50	5.70	/	10	22.50	25.70	22.40
03	5.00	8.20	4.90	11	25.00	28.20	24.90
04	7.50	10.70	7.40	12	27.50	30.70	27.40
05	10.00	13.20	9.90	13	30.00	33.20	29.90
06	12.50	15.70	12.40	14	32.50	35.70	32.40
07	15.00	18.20	14.90	15	35.00	38.20	34.90
08	17.50	20.70	17.40	16	37.50	40.70	37.40
09	20.00	23.20	19.90				

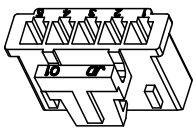

3D图示(参考)

X8821HM−06L−N0	Nylon 66 UL 94V−0	X8821T−L	X8821W−L
PART NO	Material	Suitable SWB terminal	Mates With XKB Wafer

AuGLAR	±5°
X.	±0.40
X.x	±0.30
X.xx	±0.20
X.xxx	±0.15
UNSPECIFIED TOLERAuCES	

XKB 星坤 Connection

DESIGN	阿树	VIEW:	MODEL TYPE: 2.50 mm Crimp Style Connectors
CHECKED		UNIT: mm/in	PART NO.: X8821HM−06L−N0
APPROVED		SIZE: A4	DWG NO.: X−X8821HM−06L−N0

XKB INDUSTRIAL PRECISION CO.,LIMITED

SCALE	PAGE	REVISION
N/A	1/1	A1

www.helloxkb.com www.helloxkb.cn www.xk−dg.cn

REVISIONS					
REV.	ECN NO.	LOCATION	DESCRIPTION	DATE	DESIGN
A1	N/A		图框升级整理图面	2024.08.08	阿 树

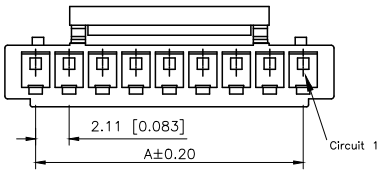

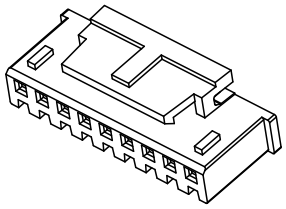

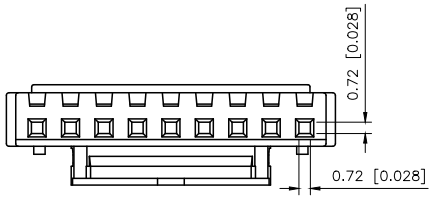

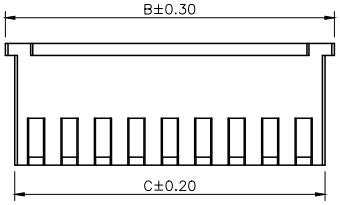

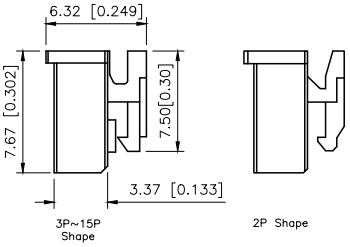

■SPECIFICATIONS
•Voltage rating:250V AC/DC
•Current rating:3A AC/DC
•Withstanding Voltage:1000V AC/minute
•Temperature range:−45°C+125°C
•Insulation resistance:≥500MΩ
•Contact resistance:≤20mΩ
•After environmental testing:≤30mΩ

PART NO.:

X8821 H M−06−L N0
① ② ③ ④ ⑤ ⑥

① Series No.
② Category:HM−HSG
③ Row No.Pin No.: XX−02P~15P
④ Plug the Pin&Special No:L−With Lock
⑤ Material:NO−PA66 94V−0

Poles	Dimensions(mm)			Poles	Dimensions(mm)		
	A	B	C		A	B	C
02	2.50	7.50	5.70	09	20.00	25.00	23.20
03	5.00	10.00	8.20	10	22.50	27.50	25.70
04	7.50	12.50	10.70	11	25.00	30.00	28.20
05	10.00	15.00	13.20	12	27.50	32.50	30.70
06	12.50	17.50	15.70	13	30.00	35.00	33.20
07	15.00	20.00	18.20	14	32.50	37.50	35.70
08	17.50	22.50	20.70	15	35.00	40.00	38.20

X8821HM−06L−N0	Nylon 66 UL 94V−0	X8821T−L	X8821W−L
PART NO	Material	Suitable SWB terminal	Mates With XKB Wafer

ANGLAR	±5°
X.	±0.40
X.x	±0.30
X.xx	±0.20
X.xxx	±0.15
UNSPECIFIED TOLERANCES	

XKB

DESIGN	阿 树	VIEW:	MODEL TYPE: 2.50 mm Crimp Style Connectors
CHECKED		UNIT: mm/in	PART NO.: X8821HM−06L−N0
APPROVED		SIZE: A4	DWG NO.: X−X8821HM−06L−N0

XKB INDUSTRIAL PRECISION CO.,LIMITED

SCALE	PAGE	REVISION
N/A	1/1	A1

www.helloxkb.com www.helloxkb.cn www.xk−dg.cn