

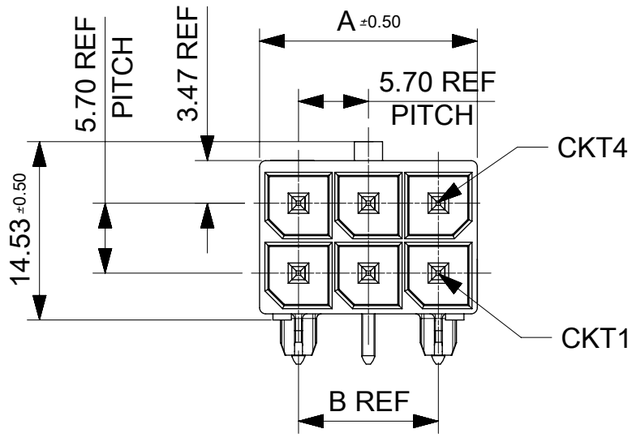

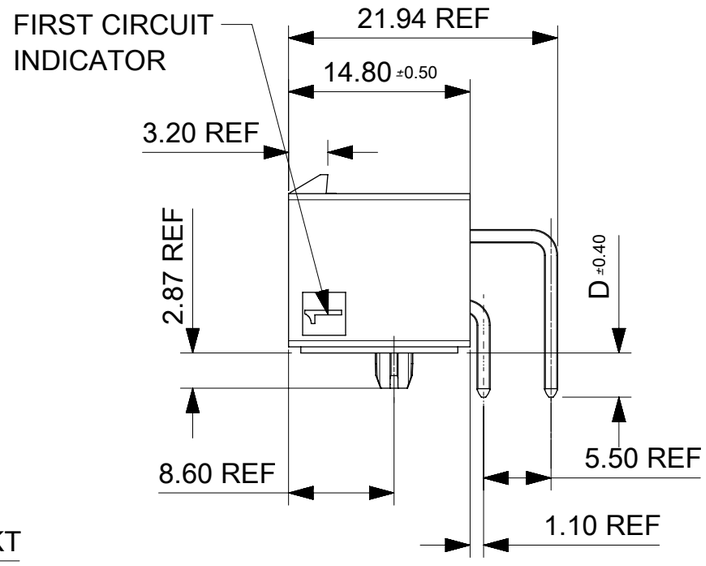

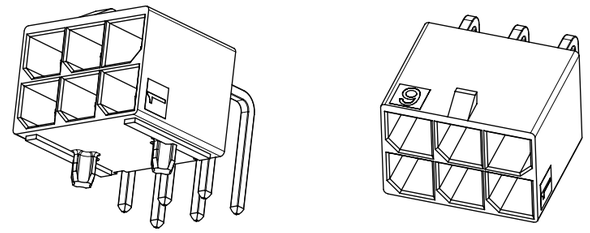

76825-0006 SHOWN

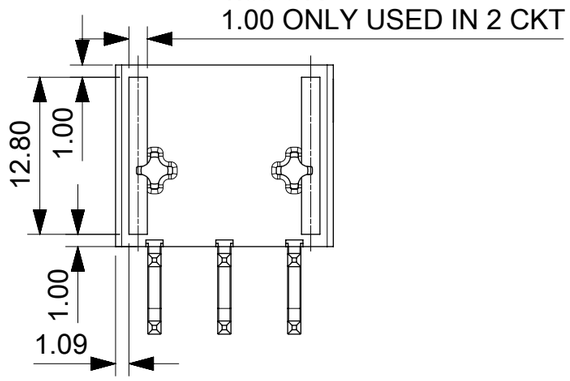

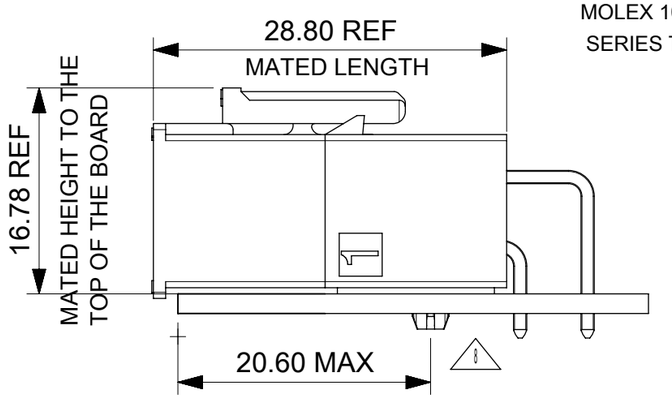

NONE-TPA VERSION

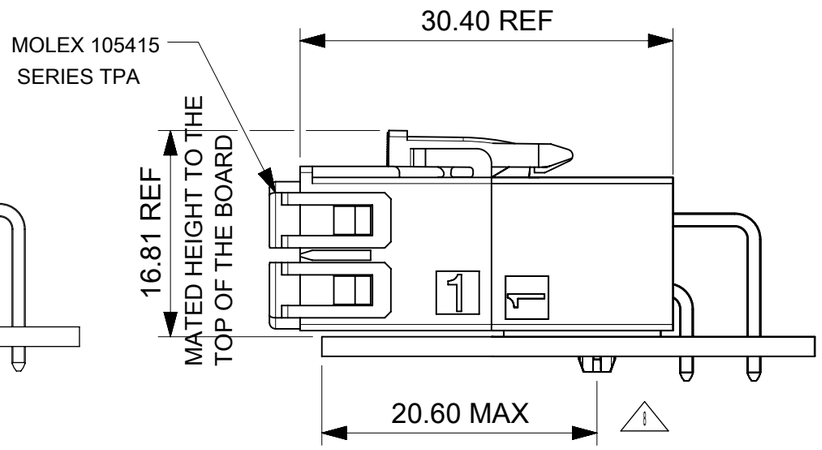

TPA-CAPABLE VERSION

NOTES:
1. MATERIAL:
   HOUSING LCP, UL94V-0, GLOW WIRE CAPABLE PER IEC-60335-1 5TH EDITION, COLOR: SEE CHART.
   TERMINAL: HIGH CONDUCTIVITY COPPER.
2. TERMINAL PLATING:
   (TIN) 1.52 MICROMETER MIN REFLOWED MATTE TIN OVER
   1.27 MICROMETER MIN NICKEL OVERALL.
   (15 GOLD) 0.38 MICROMETER MIN SELECTIVE GOLD ON CONTACT AREA
   WITH 2.54 MICROMETER MIN SELECTIVE TIN ON SOLDER AREA
   BOTH OVER 1.27 MICROMETER MIN NICKEL OVERALL.
   (30 GOLD) 0.76 MICROMETER MIN SELECTIVE GOLD ON CONTACT AREA
   WITH 2.54 MICROMETER MIN SELECTIVE TIN ON SOLDER AREA
   BOTH OVER 1.27 MICROMETER MIN NICKEL OVERALL.
3. PRODUCT SPECIFICATION PS-76823-100, 1720631000-PS
4. PACKAGING: TRAY PACKED PER MOLEX SPECIFICATION PK-76825-0000, WHILE T&R IS 1720640900.
5. BLACK PART MATES WITH MOLEX PART NUMBER 170001 AND 171692 SERIES.
   NON-BLACK PART MATES WITH MOLEX PART NUMBER 224983 SERIES.S.
6. APPLICATION SPECIFICATION: AS-76823-100, 768232000-AS
7. PARTS CONFORM TO CLASS "B" REQUIREMENTS OF COSMETIC SPECIFICATION PS-45499-002.
8. TO AVOID INTERFERENCE BETWEEN RECEPTACLE AND PCB, HEADER MUST BE PLACED
   WITHIN 20.6 MAX FROM EDGE OF PCB AS SHOWN FOR 4 THROUGH 12 CIRCUITS.
   FOR 2 CIRCUIT PARTS THIS DIMENSION IS 15.1 MAX.

THIS DRAWING CONTAINS INFORMATION THAT IS PROPRIETARY TO MOLEX ELECTRONIC TECHNOLOGIES, LLC AND SHOULD NOT BE USED WITHOUT WRITTEN PERMISSION

DIMENSION UNITS	SCALE
mm	NTS

GENERAL TOLERANCES (UNLESS SPECIFIED)

ANGULAR TOL	±	3.0 °
4 PLACES	±	
3 PLACES	±	
2 PLACES	±	0.4
1 PLACE	±	0.5
0 PLACES	±	

DRAFT WHERE APPLICABLE MUST REMAIN WITHIN DIMENSIONS

CURRENT REV DESC:

EC NO: 789500
DRWN: JERRYW8 2024/06/17
CHK'D: XQZHANG 2024/06/18
APPR: XQZHANG 2024/06/18

INITIAL REVISION:
DRWN: MKARADIMAS 2010/11/15
APPR: APATEL 2012/06/13

molex

MEGA-FIT RIGHT ANGLE HEADER
R/A HEADER ASSY 2-12 CKT

PRODUCT CUSTOMER DRAWING

DOCUMENT NUMBER	DOC TYPE	DOC PART	REVISION
SD-76825-0100	PSD	000	F1

THIRD ANGLE PROJECTION	DRAWING	SERIES	MATERIAL NUMBER	CUSTOMER	SHEET NUMBER
	A3-SIZE	76825	SEE TABLE	GENERAL MARKET	1 OF 4

DOCUMENT STATUS	P1	RELEASE DATE	2024/06/18 06:39:54

FORMAT: master$-prod-A3
REVISION: J1
DATE: 2021/05/06

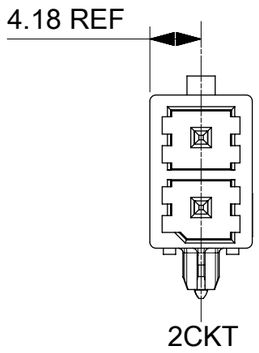

2CKT

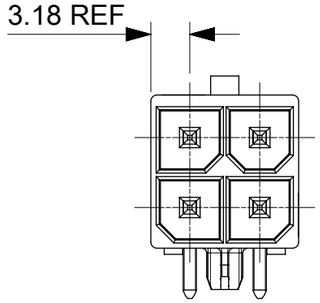

4CKT-12CKT

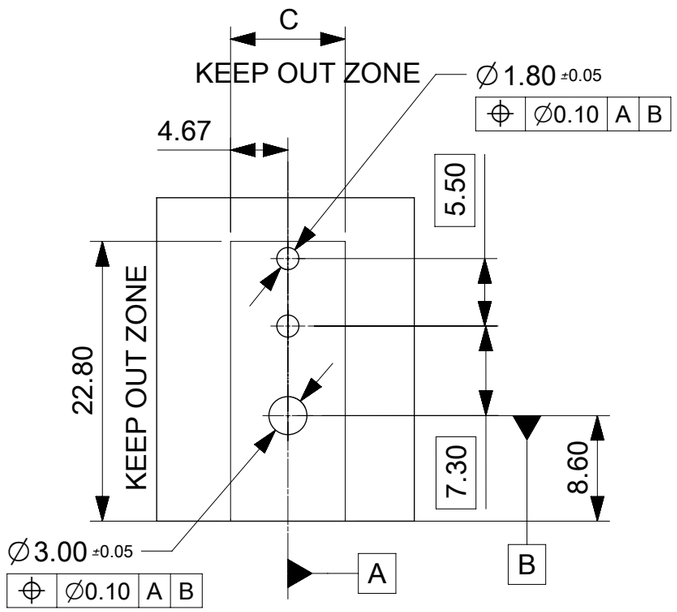

PCB LAYOUT: COMPONENT SIDE
RECOMENDED PCB THICKNESS: 1.58 MM/.062 IN
TO 2.36 MM/.093 IN

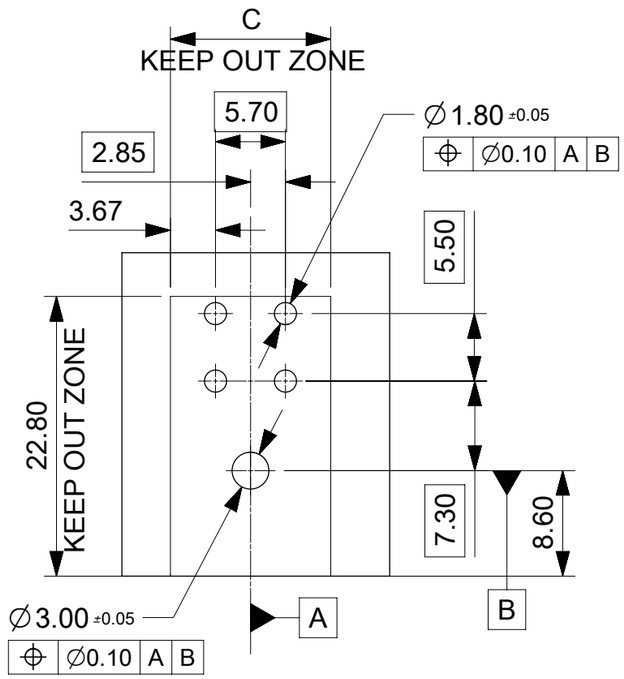

PCB LAYOUT: COMPONENT SIDE
RECOMENDED PCB THICKNESS: 1.58 MM/.062 IN
TO 2.36 MM/.093 IN

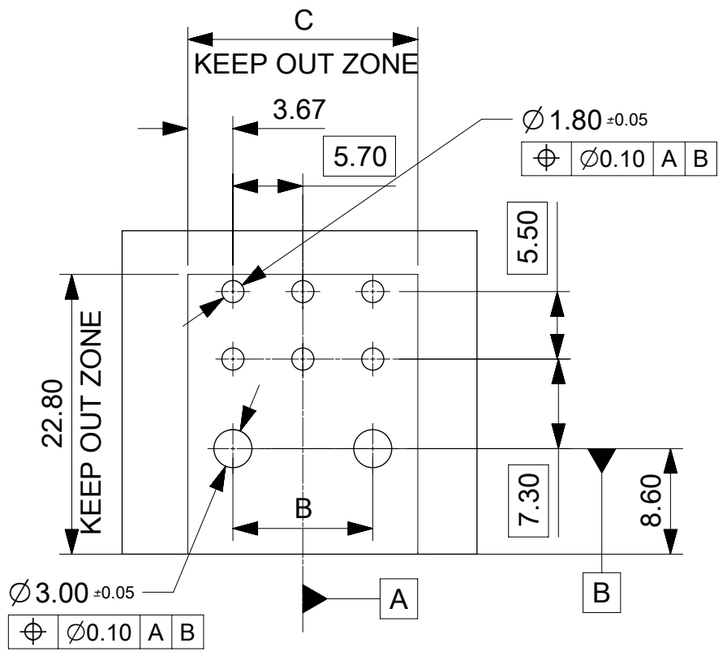

PCB LAYOUT: COMPONENT SIDE
RECOMENDED PCB THICKNESS: 1.58 MM/.062 IN
TO 2.36 MM/.093 IN

THIS DRAWING CONTAINS INFORMATION THAT IS PROPRIETARY TO MOLEX ELECTRONIC TECHNOLOGIES, LLC AND SHOULD NOT BE USED WITHOUT WRITTEN PERMISSION

DIMENSION UNITS	SCALE
mm	NTS

GENERAL TOLERANCES (UNLESS SPECIFIED)

ANGULAR TOL	±	3.0 °
4 PLACES	±	
3 PLACES	±	
2 PLACES	±	0.4
1 PLACE	±	0.5
0 PLACES	±	

DRAFT WHERE APPLICABLE MUST REMAIN WITHIN DIMENSIONS

CURRENT REV DESC:

EC NO: 789500
DRWN: JERRYW8 2024/06/17
CHK'D: XQZHANG 2024/06/18
APPR: XQZHANG 2024/06/18

INITIAL REVISION:
DRWN: MKARADIMAS 2010/11/15
APPR: APATEL 2012/06/13

THIRD ANGLE PROJECTION

DRAWING	SERIES
A3-SIZE	76825

molex

MEGA-FIT RIGHT ANGLE HEADER
R/A HEADER ASSY 2-12 CKT

PRODUCT CUSTOMER DRAWING

DOCUMENT NUMBER	DOC TYPE	DOC PART	REVISION
SD-76825-0100	PSD	000	F1

MATERIAL NUMBER	CUSTOMER	SHEET NUMBER
SEE TABLE	GENERAL MARKET	2 OF 4

DOCUMENT STATUS	P1	RELEASE DATE	2024/06/18	06:39:54

FORMAT: master_tb_mod-A3
REVISION: J1
DATE: 2021/05/01

CKT	POLARIZATION-BALCK	POLARIZATION-NATURAL	POLARIZATION-RED	POLARIZATION-BLUE	POLARIZATION-YELLOW
2 CKT	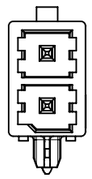	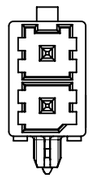	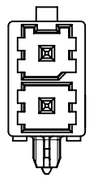	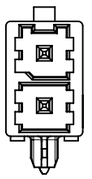	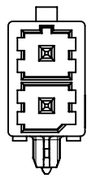
4 CKT	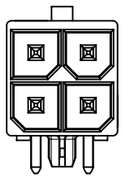	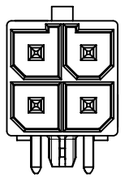	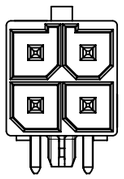	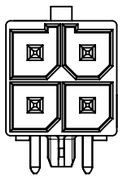	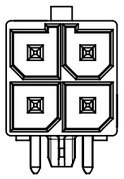
6 CKT	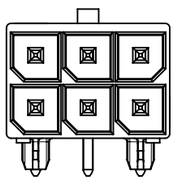	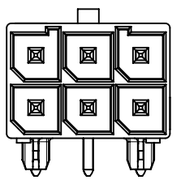	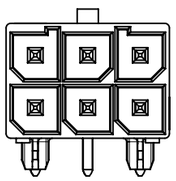	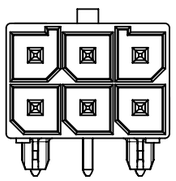	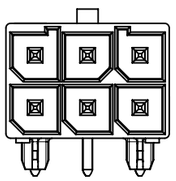
8 CKT	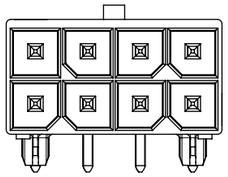	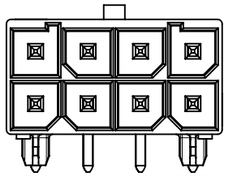	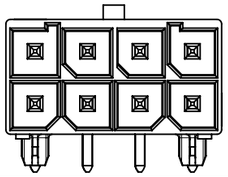	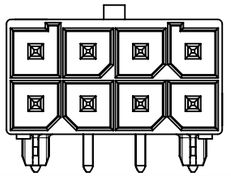	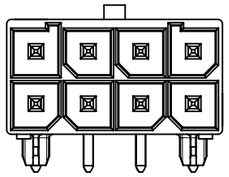
10 CKT	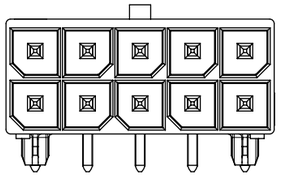	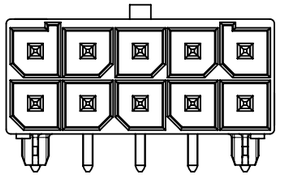	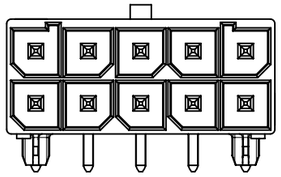	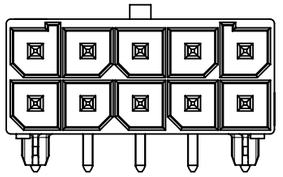	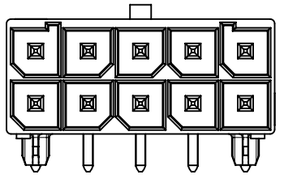
12 CKT	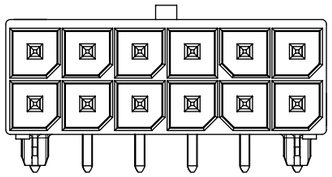	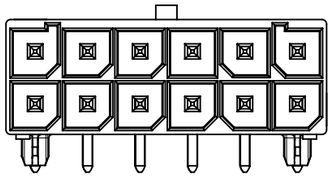	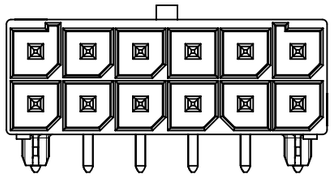	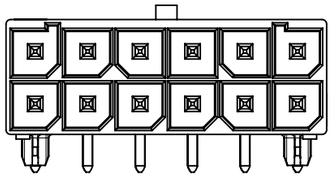	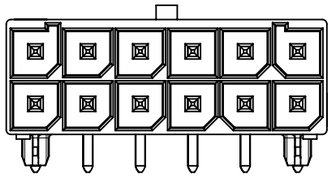

THIS DRAWING CONTAINS INFORMATION THAT IS PROPRIETARY TO MOLEX ELECTRONIC TECHNOLOGIES, LLC AND SHOULD NOT BE USED WITHOUT WRITTEN PERMISSION

DIMENSION UNITS	SCALE
mm	NTS

GENERAL TOLERANCES (UNLESS SPECIFIED)

ANGULAR TOL	±	3.0 °
4 PLACES	±	
3 PLACES	±	
2 PLACES	±	0.4
1 PLACE	±	0.5
0 PLACES	±	

DRAFT WHERE APPLICABLE MUST REMAIN WITHIN DIMENSIONS

CURRENT REV DESC:

EC NO: 789500
DRWN: JERRYW8 2024/06/17
CHK'D: XQZHANG 2024/06/18
APPR: XQZHANG 2024/06/18

INITIAL REVISION:
DRWN: MKARADIMAS 2010/11/15
APPR: APATEL 2012/06/13

THIRD ANGLE PROJECTION

DRAWING	SERIES
A3-SIZE	76825

molex

MEGA-FIT RIGHT ANGLE HEADER
R/A HEADER ASSY 2-12 CKT

PRODUCT CUSTOMER DRAWING

DOCUMENT NUMBER	DOC TYPE	DOC PART	REVISION
SD-76825-0100	PSD	000	F1

MATERIAL NUMBER	CUSTOMER	SHEET NUMBER
SEE TABLE	GENERAL MARKET	3 OF 4

DOCUMENT STATUS	P1	RELEASE DATE	2024/06/18 06:39:54

FORMAT: master-tb-mod-A3
REVISION: J1
DATE: 2021/05/01

	CKT SIZE	PART NO.	PLATING	DIM A	DIM B	DIM C	PK SPEC	HEADER COLOR
	2	76825-0002	TIN	8.35	N/A	9.35	TRAY	BLACK
	4	76825-0004	TIN	12.05	N/A	13.05		
	6	76825-0006	TIN	17.75	11.4	18.75		
	8	76825-0008	TIN	23.45	17.1	24.45		
	10	76825-0010	TIN	29.15	22.8	30.15		
	12	76825-0012	TIN	34.85	28.5	35.85		
	2	172064-0002	15 GOLD	8.35	N/A	9.35		
	4	172064-0004	15 GOLD	12.05	N/A	13.05		
	6	172064-0006	15 GOLD	17.75	11.4	18.75		
	8	172064-0008	15 GOLD	23.45	17.1	24.45		
	10	172064-0010	15 GOLD	29.15	22.8	30.15		
	12	172064-0012	15 GOLD	34.85	28.5	35.85		
	2	172064-1002	30 GOLD	8.35	N/A	9.35		
	4	172064-1004	30 GOLD	12.05	N/A	13.05		
	6	172064-1006	30 GOLD	17.75	11.4	18.75		
	8	172064-1008	30 GOLD	23.45	17.1	24.45		
	10	172064-1010	30 GOLD	29.15	22.8	30.15		
	12	172064-1012	30 GOLD	34.85	28.5	35.85		
*	2	76825-0902	TIN	8.35	N/A	9.35	TAPE&REEL	
*	4	76825-0904	TIN	12.05	N/A	13.05		
*	6	76825-0906	TIN	17.75	11.4	18.75		
	8	76825-0908	TIN	23.45	17.1	24.45		
*	10	76825-0910	TIN	29.15	22.8	30.15		
	12	76825-0912	TIN	34.85	28.5	35.85		
*	2	172064-0902	15 GOLD	8.35	N/A	9.35		
*	4	172064-0904	15 GOLD	12.05	N/A	13.05		
*	6	172064-0906	15 GOLD	17.75	11.4	18.75		
	8	172064-0908	15 GOLD	23.45	17.1	24.45		
*	10	172064-0910	15 GOLD	29.15	22.8	30.15		
	12	172064-0912	15 GOLD	34.85	28.5	35.85		
*	2	172064-1902	30 GOLD	8.35	N/A	9.35		
*	4	172064-1904	30 GOLD	12.05	N/A	13.05		
*	6	172064-1906	30 GOLD	17.75	11.4	18.75		
	8	172064-1908	30 GOLD	23.45	17.1	24.45		
*	10	172064-1910	30 GOLD	29.15	22.8	30.15		
	12	172064-1912	30 GOLD	34.85	28.5	35.85		

	CKT SIZE	PART NO.	PLATING	DIM A	DIM B	DIM C	PK SPEC	HEADER COLOR
	2	172064-0202	TIN	8.35	N/A	9.35	TRAY	NATURAL
	4	172064-0204		12.05	N/A	13.05		
	6	172064-0206		17.75	11.4	18.75		
	8	172064-0208		23.45	17.1	24.45		
	10	172064-0210		29.15	22.8	30.15		
	12	172064-0212		34.85	28.5	35.85		
	2	172064-0302		8.35	N/A	9.35		RED
	4	172064-0304		12.05	N/A	13.05		
	6	172064-0306		17.75	11.4	18.75		
	8	172064-0308		23.45	17.1	24.45		
	10	172064-0310		29.15	22.8	30.15		
	12	172064-0312		34.85	28.5	35.85		
	2	172064-0402		8.35	N/A	9.35		BLUE
	4	172064-0404		12.05	N/A	13.05		
	6	172064-0406		17.75	11.4	18.75		
	8	172064-0408		23.45	17.1	24.45		
	10	172064-0410		29.15	22.8	30.15		
	12	172064-0412		34.85	28.5	35.85		
	2	172064-0502		8.35	N/A	9.35		YELLOW
	4	172064-0504		12.05	N/A	13.05		
	6	172064-0506		17.75	11.4	18.75		
	8	172064-0508		23.45	17.1	24.45		
	10	172064-0510		29.15	22.8	30.15		
	12	172064-0512		34.85	28.5	35.85		

* DESIGNATES PART NOT RELEASED
CONTACT FACTORY FOR AVAILABILITY.

PRE-RELEASE REFERENCE USE ONLY

THIS DRAWING CONTAINS INFORMATION THAT IS PROPRIETARY TO MOLEX ELECTRONIC TECHNOLOGIES, LLC AND SHOULD NOT BE USED WITHOUT WRITTEN PERMISSION

DIMENSION UNITS	SCALE
mm	NTS

GENERAL TOLERANCES (UNLESS SPECIFIED)

ANGULAR TOL	±	3.0 °
4 PLACES	±	
3 PLACES	±	
2 PLACES	±	0.4
1 PLACE	±	0.5
0 PLACES	±	

DRAFT WHERE APPLICABLE MUST REMAIN WITHIN DIMENSIONS

CURRENT REV DESC:

EC NO: 789500
DRWN: JERRYW8 2024/06/17
CHK'D: XQZHANG 2024/06/18
APPR: XQZHANG 2024/06/18

INITIAL REVISION:
DRWN: MKARADIMAS 2010/11/15
APPR: APATEL 2012/06/13

THIRD ANGLE PROJECTION | DRAWING: A3-SIZE | SERIES: 76825

molex

MEGA-FIT RIGHT ANGLE HEADER
R/A HEADER ASSY 2-12 CKT

PRODUCT CUSTOMER DRAWING

DOCUMENT NUMBER	DOC TYPE	DOC PART	REVISION
SD-76825-0100	PSD	000	F1

MATERIAL NUMBER	CUSTOMER	SHEET NUMBER
SEE TABLE	GENERAL MARKET	4 OF 4

DOCUMENT STATUS		RELEASE DATE	

FORMAT: master_mod-A3
REVISION: J1
DATE: 2021/05/07