LD25SB10 THRU LD25SB120

HGBJ Plastic-Encapsulate Bridge Rectifier

Features

- Glass passivated chip
- Low reverse leakage current
- High surge current capability
- Reliable low cost construction utilizing molded plastic technique

Reverse Voltage
50-1000 V

Forward Current
25.0 A max

Applications

- General purpose use in AC/DC bridge full wave rectification

Mechanical Data

- Case：HGBJ
- Polarity symbols being marked on body
- Molding compound meets UL 94V-0 flammability rating
- RoHS-compliant,Solder plated, solderable per MIL-STD-750,Method 2026

Appearance Image



Marking

- LD25SBxx(10~120)

Maximum Ratings @ Ta = 25℃ unless otherwise noted

PARAMETER	SYMBOL	UNIT	LD25SB 10	LD25SB 20	LD25SB 40	LD25SB 60	LD25SB 80	LD25SB 100	LD25SB 120
Repetitive peak reverse voltage	V_{RRM}	V	100	200	400	600	800	1000	1200
Maximum RMS voltage	V_{RMS}	V	70	140	280	420	560	700	840
Maximum DC blocking Voltage	V_{DC}	V	100	200	400	600	800	1000	1200
Maximum average output current@60Hz sine wave, resistance load	$I_{F(AV)}$	A	25.0						
Peak forward surge current 8.3 ms single half sine wave superimposed on rated load	I_{FSM}	A	350						
Peak forward surge current 1.0 ms single half sine wave superimposed on rated load		A	700						
Current squared time @1ms≤t<8.3ms Tj=25℃，Rating of per diode	I^2t	A^2S	508.38						
Storage temperature	T_{stg}	℃	-55～+150						
Junction temperature	T_j	℃	-55～+150						

Electrical Characteristics @ Ta = 25℃ unless otherwise noted

PARAMETER	TEST CONDITIONS	SYMBOL	UNIT	LD25SB 10	LD25SB 20	LD25SB 40	LD25SB 60	LD25SB 80	LD25SB 100	LD25SB 120
Maximum instantaneous forward voltage	I_F=12.5A	V_F	V	1.0						
Maximum DC reverse currentat rated DC blocking voltage	V_R=V_{DC}, Tj=25℃	I_R	μA	10						
	V_R=V_{DC}, Tj=100℃	I_R		500						

Characteristic Curve (Typical)

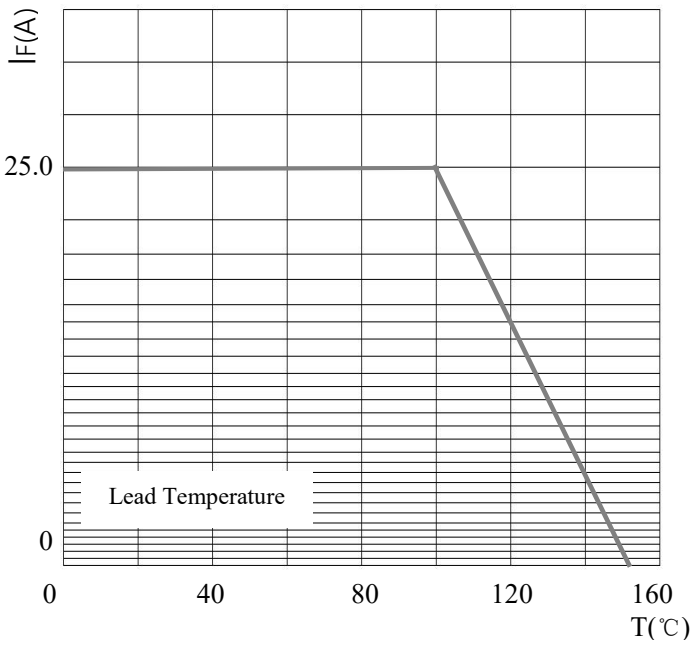

FIG1.Derating Curve For Output Rectified Current

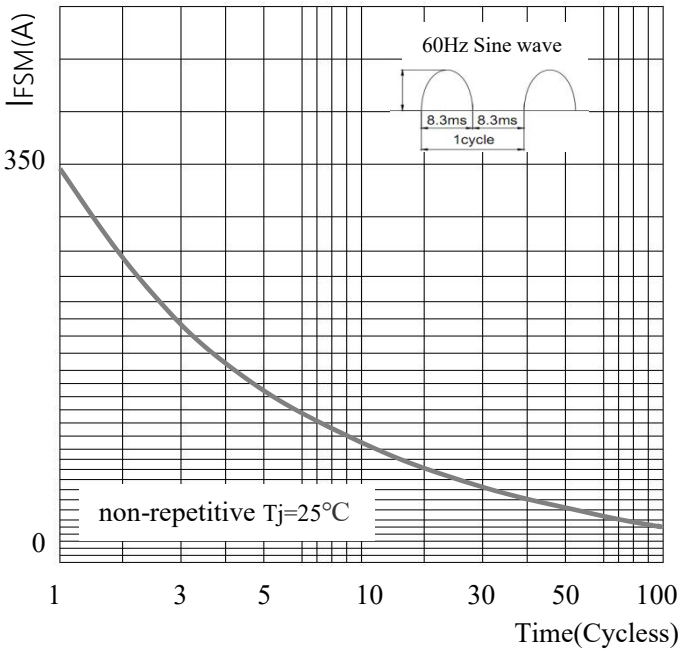

FIG2. Surge Forward Current Capability

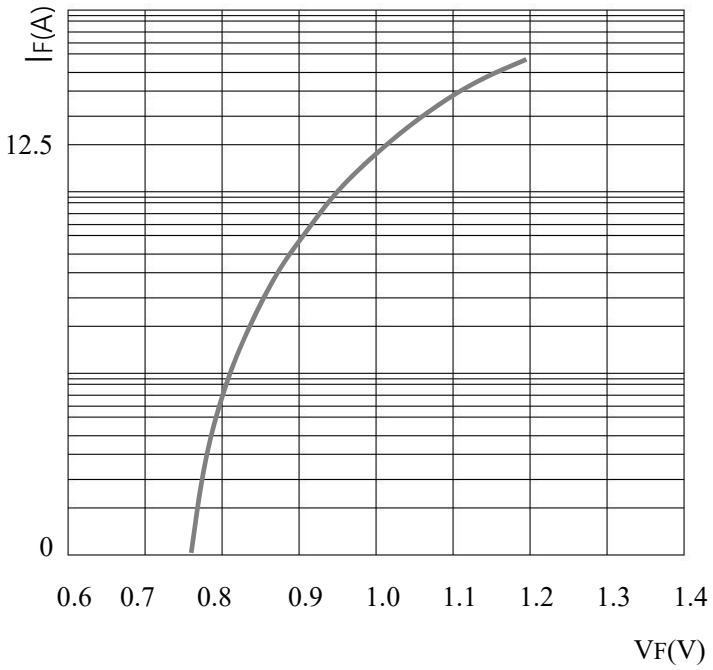

FIG3.Typical Forward Characteristics

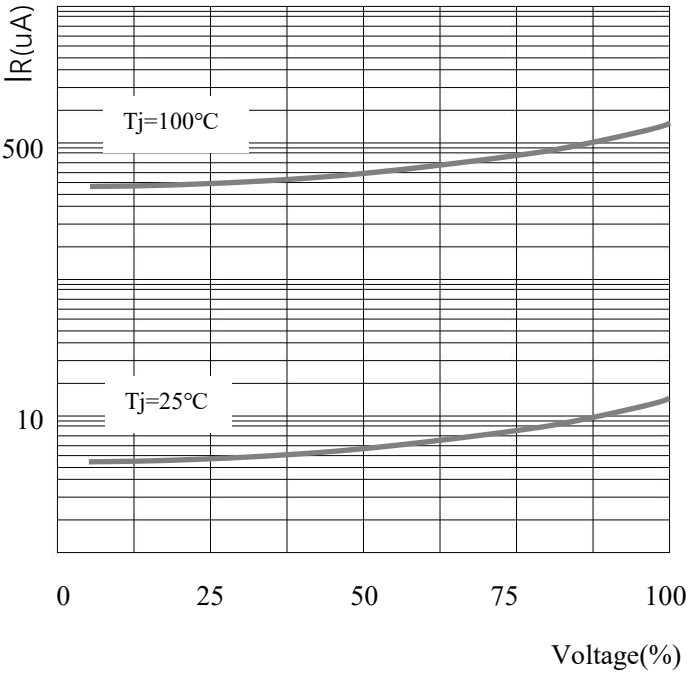

FIG4.Typical Reverse Characteristics

Marking and packet information

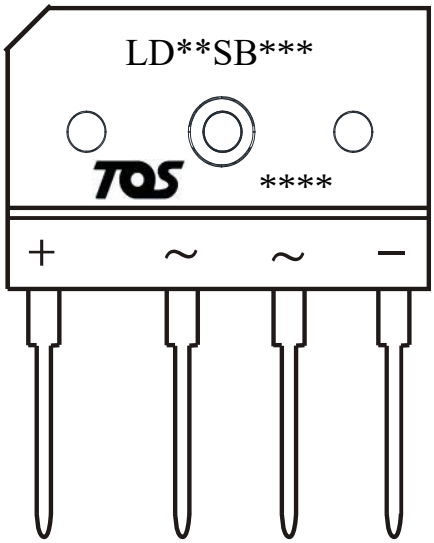

HD**SB***：Marking Model　　：Brand Logo

Packaging information	
每盒	250PCS
每箱	2000PCS
脚长定制	支持

HGBJ Package outline dimensions

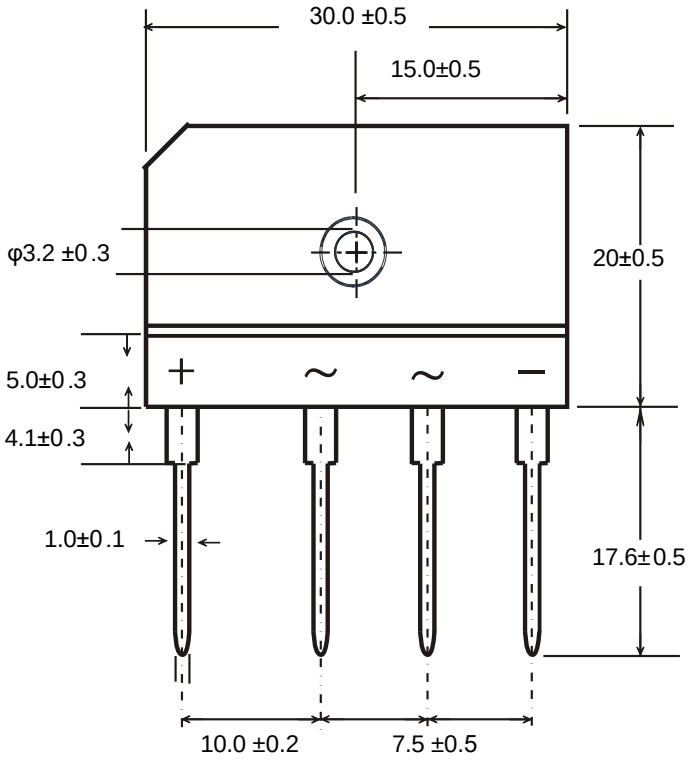

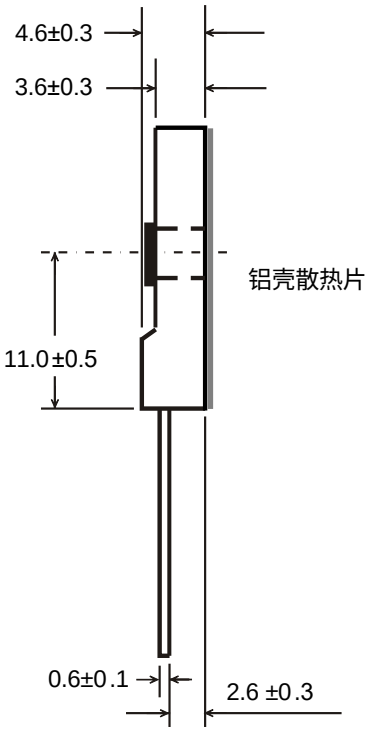

Dimensions in milimeters

Notice

XILONG reserves the right to make modifications,enhancements,improvements,corrections or other changes without further notice to any product herein.
xilong does not assume any liability arising out of the application or use of any product described herein.