Jieying Communication Technology (Shenzhen) Co., Ltd.
http://www.jytxjs.cn

High Pass Filter

JY-HFCG-3000+



50Ω 3400 to 13000 MHz

Features
- Wrap-around terminations
- LTCC Construction
- Temperature stable
- Small size

Applications
- Test and measurements
- Military applications

Electrical Specifications at 25°C

Parameter		Frequency(MHz)	Min.	Typ.	Max.	Unit
Stopband	Rejection Loss	DC-2350	20	30	--	dB
	Freq. Cut-Off	3000	-	3.0	-	dB
Passband	Insertion Loss	3400-4000 4000-11000 11000-13000	- - -	2.0 1.0 1.4	2.8 1.9 -	dB dB dB
	Return loss	3000-13000	-	15	-	dB

This filter is not intended for use as a DC Blocking circuit element. In Application where DC voltage is present at either input or output ports, blocking capacitors are required at the corresponding RF port.

Maximum Ratings

Operating Temperature	-55°C to 100°C
Storage Temperature	-55°C to 100°C
RF Power Input*	4W max. at 25°C

Permanent damage may occur if any of these limits are exceeded.

Pin Connections

RF IN	1
RF OUT	3
GROUND	2,4,5,6



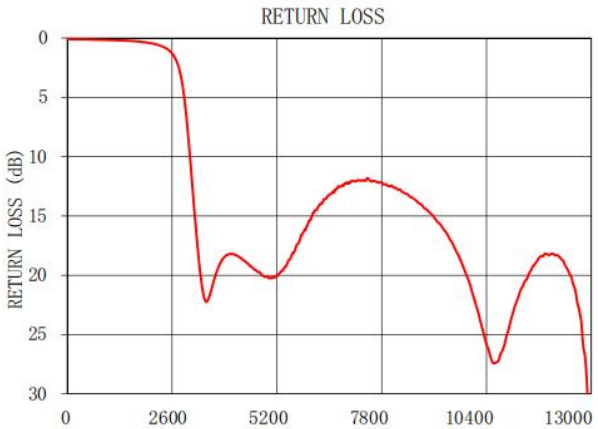

Outline Drawing

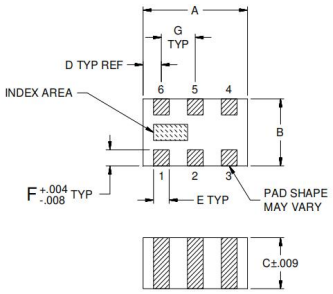

Outline Dimensions：Unit (mm)

A	2.00	B	1.25	C	0.95
D	0.35	E	0.30	F	0.30
G	0.65	wt	0.008g		

Suggested PCB Layout

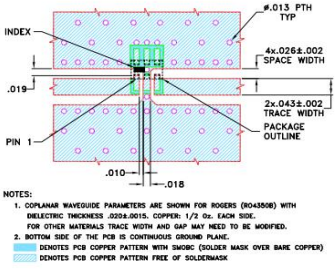

JY-HFCG-3000+

Tel : +86 0755-27881106
Fax : +86 0755-27597069
Add : 806 Building B7, Tianrui Industrial Park, Fuyong Street, Baoan District, Shenzhen