Jieying Communication Technology (Shenzhen) Co., Ltd.
http://www.jytxjs.cn

Bandpass Filter

JY-BFCN-1575+

Features
•excellent power handling
• small size
• temperature stable
• LTCC construction , and has good moistureresistance,
corrosion resistance, high reliability.

Applications
• Harmonic rejection
• Transmitters / Receivers

Functional Schematic

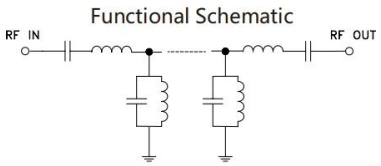

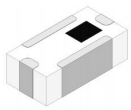

Generic photo used for illustration purposes only

50 Ω 1530 to 1620 MHz

Maximum Ratings	
Operating Temperature	-55°C to 100°C
Storage Temperature	-55°C to 100°C
RF Power Input*	1.5W .at 25°C

*Passband rating, derate linearly to 0.25W at 100°C ambient
Permanent damage may occur if any of these limits are exceeded.

Pin Connections	
RF IN	1
RF OUT	3
GROUND	2,4

Electrical Specifications[1] at 25°C

Parameter		Frequency(MHz)	Min.	Typ.	Max.	Unit
Pass Band	Center Frequency Insertion Loss VSWR	 1530-1620 1530-1620	 - -	1575 - -	 3.0 2.5	MHz dB :1
Stop Band, Lower	Insertion Loss VSWR	1200 1200	- -	20 25	- -	dB :1
Stop Band, Upper	Insertion Loss VSWR	2800-5200 2800-5200	- -	25 20	- -	dB :1

1. This filter is not intended for use as a DC Blocking circuit element. In Application where DC voltage is present at either input or output ports, blocking capacitors are required at the corresponding RF port.

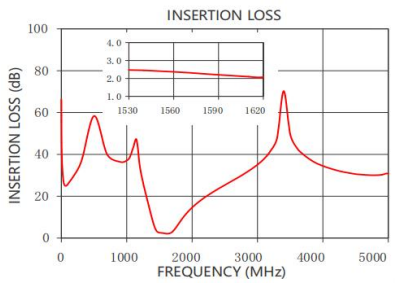

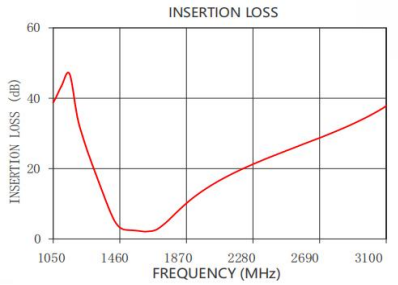

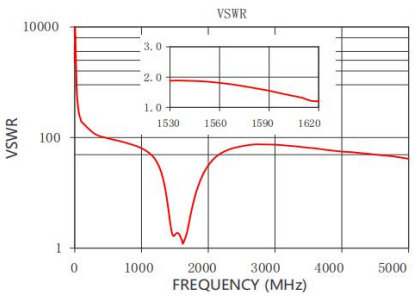

Suggested PCB Layout

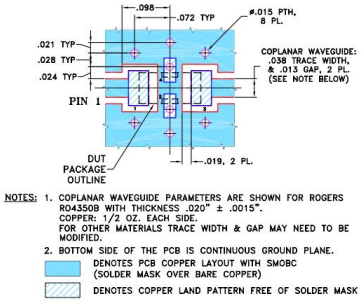

Outline Drawing

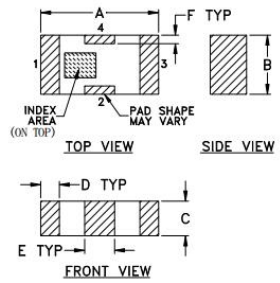

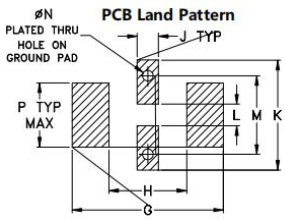

Suggested Layout
Tolerance to be within ±0.05

Outline Dimensions：Unit (mm)					
A	3.20	B	1.60	C	0.95
D	0.51	E	0.81	F	0.23
G	4.29	H	2.21	J	0.61
K	3.10	L	0.61	M	2.21
N	0.30	P	1.8	wt	0.02g

JY-BFCN-1575+

Tel : +86 0755-27881106
Fax : +86 0755-27597069
Add : 806 Building B7, Tianrui Industrial Park, Fuyong Street, Baoan District, Shenzhen