Jieying Communication Technology (Shenzhen) Co., Ltd.
http://www.jytxjs.cn

High Pass Filter

JY-SCHF-25+



50Ω 27.5 to 200 MHz

Features
- low pass band insertion loss
- custom models available

Applications
- VHF
- lab use
- transmitters/receivers

High Pass Filter Electrical Specifications

STOPBAND (MHz) (Loss>40dB)	(Loss>20dB)	FCO,(MHz) Nom. (Loss 3dB) Typ.	PASSBAND (MHz) (Loss<1dB)	VSWR (:1) Passband Typ.	Stopband Typ.	POWER INPUT (W)
DC-13	13-19	25	27.5-200	1.3	18	0.5

Maximum Ratings

Operating Temperature	-40°C to 85°C
Storage Temperature	-55°C to 100°C

Permanent damage may occur if any of these limits are exceeded.

electrical schematic

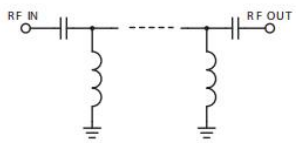

Typical Performance Data

Frequency (MHz)	Insertion Loss (dB)	VSWR (:1)
1.00	97.10	0.00
6.00	87.20	0.00
7.90	79.30	0.00
9.30	72.10	0.00
12.00	58.60	4.00
13.00	53.60	4.00
15.10	44.30	7.00
16.20	39.50	8.00
18.30	30.50	0.10
19.00	27.60	0.20
20.40	21.60	0.20
21.80	15.70	0.50
22.50	12.70	0.70
25.00	3.40	4.60
68.80	0.20	39.60
90.60	0.20	25.50
112.50	0.20	22.40
156.30	0.30	20.60
178.0	0.30	20.10
200.00	0.30	19.70

Pin Connections

INPUT	1
OUTPUT	8
GROUND	2,3,4,5,6,7

Outline Drawing

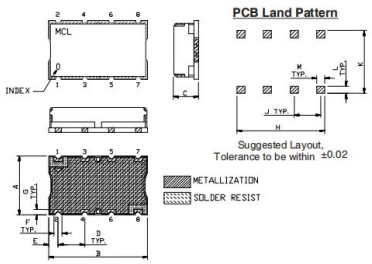

Outline Dimensions: Unit (mm)			
A	11.18	G	1.02
B	18.80	H	16.76
C	6.86	J	5.08
D	5.08	K	11.94
E	1.78	L	1.40
F	1.52	M	1.52
WT	0.3g		



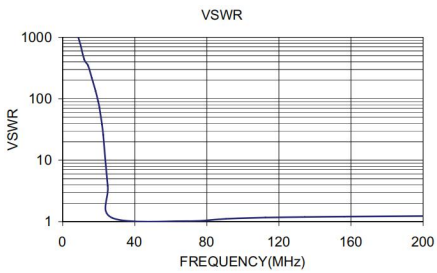

JY-SCHF-25+

Tel : +86 0755-27881106
Fax : +86 0755-27597069
Add : 806 Building B7, Tianrui Industrial Park, Fuyong Street, Baoan District, Shenzhen