Jieying Communication Technology (Shenzhen) Co., Ltd.
http://www.jytxjs.cn

High Pass Filter

Features
- Low insertion loss
- High rejection
- Miniature shielded package

Applications
- Electromagnetic sensor applications
- Defence communications
- Test and measurement

Functional Schematic

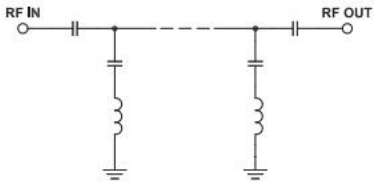

JY-SXHP-5+



50Ω 5 to 400 MHz

Electrical Specifications at 25°C

Parameter		Frequency(MHz)	Min.	Typ.	Max.	Unit
Stop Band	Rnsertion Loss VSWR	DC-3.5 DC-3.5	20 -	29.71 20	- -	dB :1
Pass Band	Insertion Loss VSWR	5-400 5-400	- -	0.5 1.2	1.2 1.60	dB :1

Maximum Ratings

Operating Temperature	-40°C to 85°C
Storage Temperature	-55°C to 100°C
RF Power Input*	2.0 W max @ 25°C

Permanent damage may occur if any of these limits are exceeded.

Pad Connections

INPUT	1
OUTPUT	8
GROUND	2,3,4,5,6,7

Typical Performance Data at 25°C

Frequency (MHz)	Insertion Loss (dB)	VSWR (:1)
1.00	62.78	1737.18
2.00	73.07	434.30
3.00	57.57	133.63
3.20	47.32	102.19
3.30	39.54	86.86
3.40	33.64	75.53
3.50	28.61	64.35
3.70	19.84	40.41
3.82	15.10	27.16
4.00	8.65	11.77
4.20	3.39	3.86
4.30	1.93	2.40
5.00	0.41	1.14
50.00	0.08	1.08
100.00	0.12	1.03
150.00	0.16	1.03
200.00	0.20	1.03
250.00	0.25	1.04
300.00	0.30	1.06
400.00	0.41	1.28



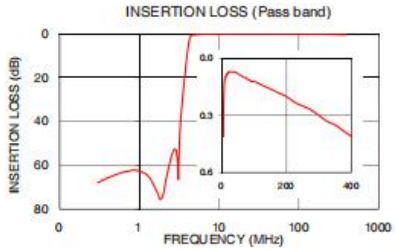

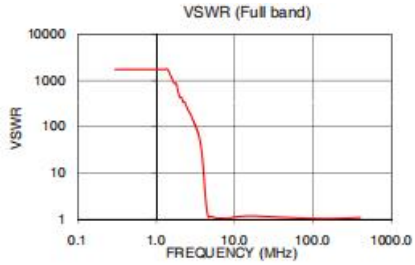

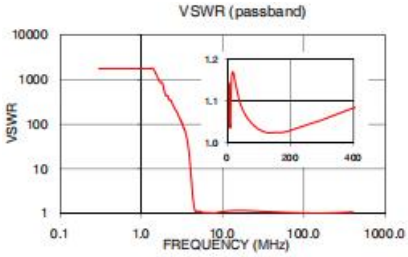

Outline Drawing

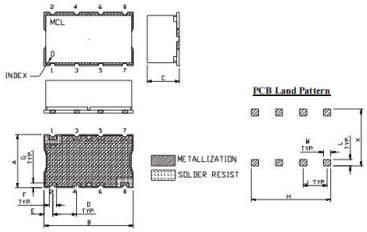

Outline Dimensions: Unit (mm)

A	11.18	G	1.02
B	18.80	H	16.76
C	6.86	J	5.08
D	5.08	K	11.94
E	1.78	L	1.40
F	1.52	M	1.52
WT	3.0g		

Suggested PCB Layout

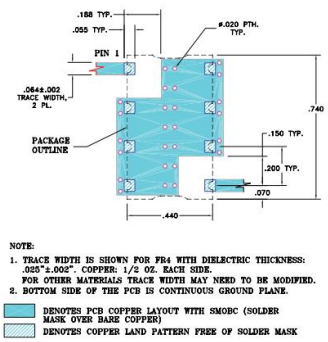

JY-SXHP-5+

Tel : +86 0755-27881106
Fax : +86 0755-27597069
Add : 806 Building B7, Tianrui Industrial Park, Fuyong Street, Baoan District, Shenzhen