K36-3K-45M

表面安装肖特基二极管
反向电压 40 ~ 200 V
正向电流 3.0 A

Surface Mounted Schottky Barrier Rectifiers
Reverse Voltage 40 ~ 200 V
Forward Current 3.0 A

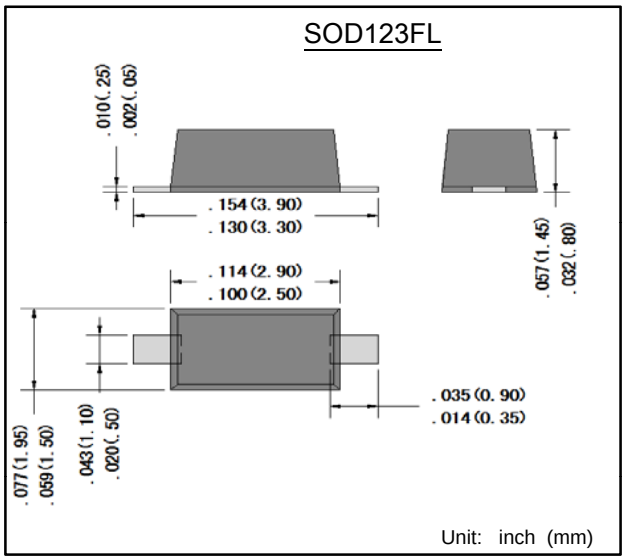

特征 Features

- 反向漏电流低 Low reverse leakage
- 正向浪涌承受能力强 High forward surge capability
- 高信赖性 High reliability
- 高温焊接保证 High temperature soldering guaranteed:
  260℃/10 秒
  260℃/10seconds
- 引线和管体皆符合RoHS标准
  Lead and body according with RoHS standard

机械数据 Mechanical Data

- 封装外形: SOD123FL塑封 Case:SOD123FL Molded plast
- 环氧树脂：UL易燃等级：94V-0
  Epoxy: UL 94V-0 rate flame retardant
- 引脚：镀锡,无铅 Lead: Pure tin plated, lead free

最大值和特性 TA = 25℃ 除非另有规定。
Maximum Ratings & Characteristics Ratings at 25℃ ambient temperature unless otherwise specified.

参数 Parameter	符号 Symbols	K36-3K-45M	单位 Unit
最大可重复峰值反向电压 Maximum repetitive peak reverse voltage	V_{RRM}	60	V
最大均方根电压 Maximum RMS voltage	V_{RMS}	42	V
最大直流阻断电压 Maximum DC blocking voltage	V_{DC}	60	V
最大正向平均整流电流 Maximum average forward rectified current	$I_{F(AV)}$	3.0	A
正向不重复浪涌电流 8.3 ms单一正弦半波 Non-repetitive peak forward surge current 8.3 ms singlehalf sine-wave	I_{FSM}	70	A
最大正向电压 @IF=3.0A Maximum forward voltage	V_F	0.70	V
最大反向电流 @V_{DC} Maximum reverse current	I_R	30	μA
典型热阻 Typical thermal resistance (Note 1)	$R_{\theta JA}$	95	℃/W
工作结温 Operating junction temperature range	T_J	- -55 --- +150	℃
存储温度 Storage temperature range	T_{STG}	-55 --- +150	℃

备注 Note:

1) 安装在PCB板上，从PN结到周围环境的热阻。

1) Thermal resistance from junction to ambient, PCB mounted.

特性曲线 Characteristic Curves

正向特性曲线（典型值）

TYPICAL FORWARD CHARACTERISTIC

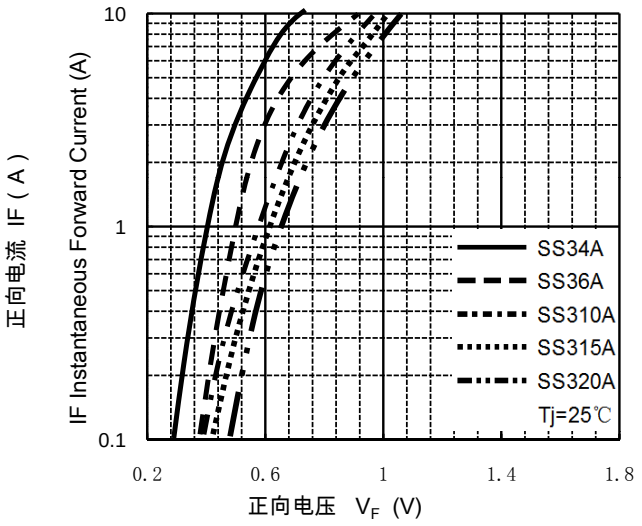

VF Instantaneous Forward Voltage (V)

正向电流降额曲线

FORWARD CURRENT DERATING CURVE

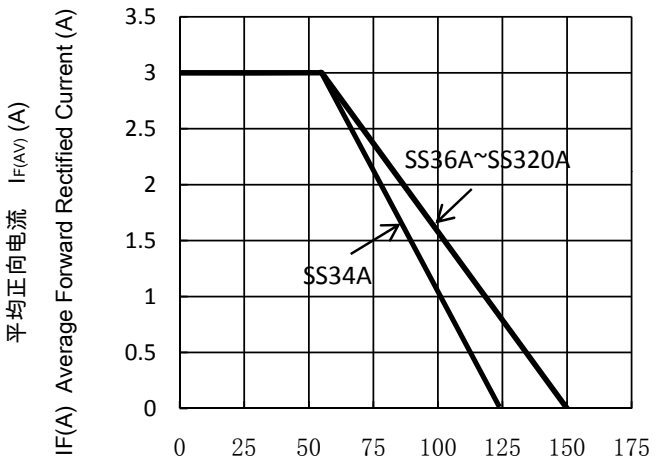

环境温度 Ta(°C)

Tamb, ambient temperature (°C)

浪涌特性曲线（最大值）

MAXIMUM NON REPETITIVE

PEAK FORWARD SURGE CURRENT

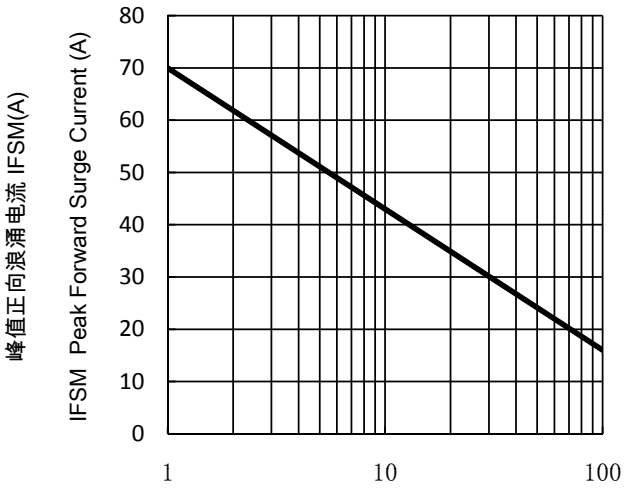

通过电流的周期

Number of Cycles at 60 Hz.

反向特性曲线

Typical Reverse Characteristics

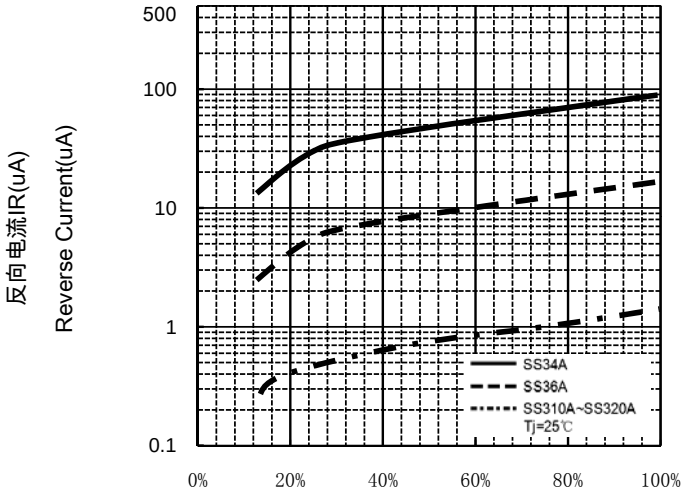

额定峰值反向电压%

Percent Of Rated Peak Reverse voltage %