REV.	DESCRIPTION	DATE

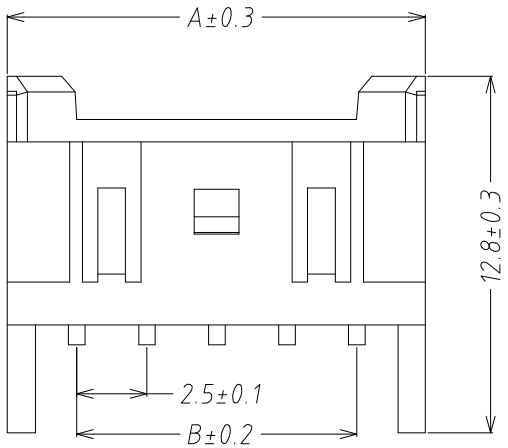

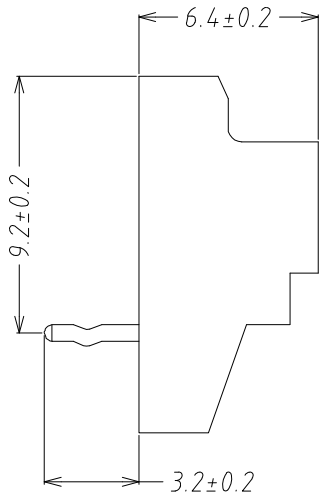

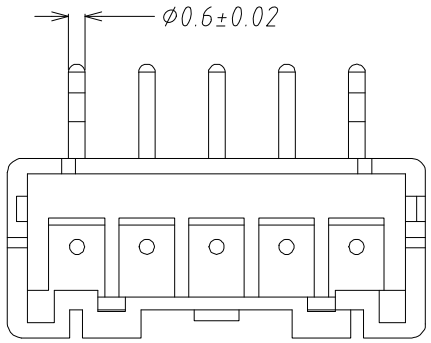

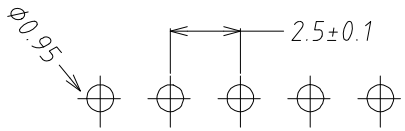

P.C.B LAYOUT

PIN	尺寸（mm）	
	A	B
2P	7.5	2.5
3P	10.0	5.0
4P	12.5	7.5
5P	15.0	10.0
6P	17.5	12.5
7P	20.0	15.0
8P	22.5	17.5
9P	25.0	20.0
10P	27.5	22.5
11P	30.0	25.0
12P	32.5	27.5
13P	35.0	30.0
14P	37.5	32.5
15P	40.0	35.0
16P	42.5	37.5

借用登记

旧底图总号

底图总号

签　字

日　期

使用温度范围(Ambient temperature Range):-25° ~+85
适用线规(Applicable Wires):AWG 28#~22#
适用基板厚度(Applicable PCboard thickness):1.6mm
额定电压(Voltage rating):250V AC,DC
额定电流(Current rating):3A
接触电阻(Contact Resistance):≤0.01Ω
绝缘电阻(Insulation Resistance):≥1000MΩ
耐压(Withstand Voltange):800VAC/min
材料 (Material)
1.基座:PA66 94-0
2.插针:黄铜

序号	图号	名称	材料	数量	附注
2		针 Wafer	黄铜镀锡 Brass Tin	N	
1		基座 Housing	PA66 94V-0	1	

未注公差 General tolerance

尺寸范围 DIM SCOPE	公差 TOLERANCE	尺寸范围 DIM SCOPE	公差 TOLERANCE
>0-3	±0.12	X.°	±3°
>3-18	±0.15	X.X°	±5°
>18-50	±0.30	X.XX°	/
>50-120	±0.50	X.XXX°	/

UNIT	SIZE	SCALE
MM	A4	1:1

DRAWN BY

CHK. BY

APRV. BY

DRAWING NO.

浙江深海电子有限公司

SHEET 1 OF 1

PROD. NAME SH-XA2.5-NPWD-MS

PART NO.

TITLE