# 低通滤波器Low Pass Filter

## JY-LFCG-2000+

### 特点Features

•低损耗
Low loss
•超小尺寸
Extremely small size
•高抑制
Good rejection
•宽温度使用范围
temperature stable
•LTCC结构，具备良好的耐湿性、耐腐蚀性、高可靠性
LTCC construction , and has good moisture resistance, corrosion resistance, high reliability.

### 应用领域Applications

• 测试测量
Test and measurements
• 电信和宽带无线系统
Telecommunications and broadband wireless system

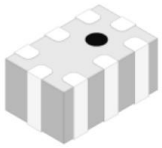

Generic photo used for illustration purposes only

**50Ω DC to 2000 MHz**

### Functional Schematic

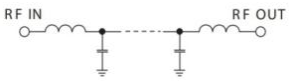


### 电性能参数规格Electrical Specifications at 25°C

| Parameter | | Frequency(MHz) | Min. | Typ. | Max. | Unit |
|---|---|---|---|---|---|---|
| Pass Band | Insertion Loss | DC-2000 | - | 1.0 | 1.7 | dB |
| | Freq.Cut-Off | 2350 | - | 3.0 | - | dB |
| | Return Loss | DC-2000 | - | 17 | - | dB |
| Stop Band | Rejection Loss | 2850-3300 | 20 | 40 | - | dB |
| | | 3300-7500 | 40 | 52 | - | dB |
| | | 7500-13500 | - | 28 | - | dB |

### 最大额定值Maximum Ratings

| | |
|---|---|
| Operating Temperature | -55°C to 100°C |
| Storage Temperature | -55°C to 100°C |
| RF Power Input* | 5.5 W max.@25°C |

*Permanent damage may occur if any of these limits are exceeded.

### 引脚连接 Pad Connections

| | |
|---|---|
| INPUT | 8 |
| OUTPUT | 4 |
| GROUND | 1,2,3,5,6,7 |




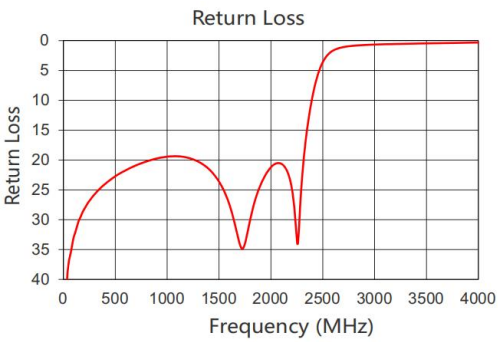


### 建议PCB布局

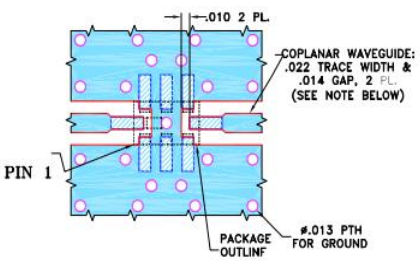


NOTES:
1. COPLANAR WAVEGUIDE IS SHOWN FOR ROGERS RO4350B WITH DIELECTRIC THICKNESS .010" ± .001". COPPER: 1/2 OZ. EACH SIDE. FOR OTHER MATERIALS TRACE WIDTH AND GAP MAY NEED TO BE MODIFIED.
2. BOTTOM SIDE OF THE PCB IS CONTINUOUS GROUND PLANE.

DENOTES PCB COPPER LAYOUT WITH SMOBC (SOLDER MASK OVER BARE COPPER).

DENOTES COPPER LAND PATTERN FREE OF SOLDER MASK.

### 外形尺寸

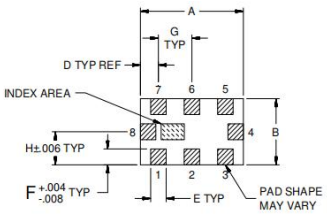


Suggested Layout
Tolerance to be within ±0.05

**Outline Dimensions：Unit ( mm)**

| | | | |
|---|---|---|---|
| A | 2.00 | E | 0.30 |
| B | 1.25 | F | 0.30 |
| C | 0.95 | G | 0.65 |
| D | 0.35 | wt | 0.002g |

JY-LFCG-2000+

Tel : +86 0755-27881106
Fax : +86 0755-27597069
Add : 806 Building B7, Tianrui Industrial Park, Fuyong Street, Baoan District, Shenzhen