Low Pass Filter

JY-LFCG-1575+



Generic photo used for illustration purposes only

50Ω DC to 1575 MHz

Features

•Excellent power handling
•small size
•Low loss
•temperature stable
•LTCC construction , and has good moisture resistance, corrosion resistance, high reliability.

Applications

• Harmonic Rejection
• VHF/UHF transmitters / receivers
•Base Station/Micro base station of Mobile Communication、Internet of things terminal、lab use.

Functional Schematic

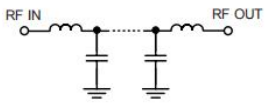

Electrical Specifications at 25°C

Parameter		Frequency(MHz)	Min.	Typ.	Max.	Unit
Pass Band	Insertion Loss	DC-1575	-	1.1	2.2	dB
	Freq.Cut-Off	1850	-	3.0	-	dB
	Return Loss	DC-1575	-	18	-	dB
Stop Band	Rejection Loss	2175-2400	20	30	-	dB
		2400-7000	40	50	-	dB
		7000-12000	-	35	-	dB

Pad Connections	
INPUT	8
OUTPUT	4
GROUND	1,2,3,5,6,7

Maximum Ratings	
Operating Temperature	-55°C to 100°C
Storage Temperature	-55°C to 100°C
RF Power Input*	4.5 W max.@25°C

*Permanent damage may occur if any of these limits are exceeded.



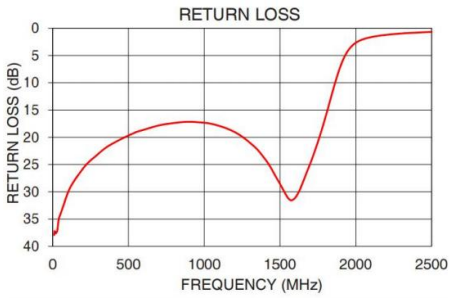



Suggested PCB Layout

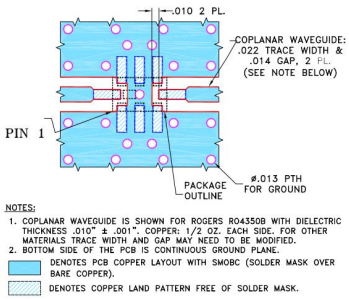

Outline Drawing

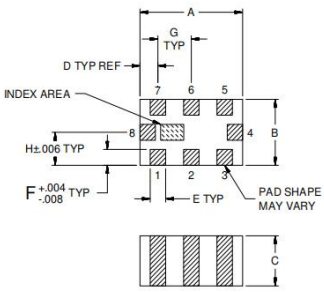

Suggested Layout
Tolerance to be within ±0.05

Outline Dimensions：Unit (mm)			
A	2.00	E	0.30
B	1.25	F	0.30
C	0.95	G	0.65
D	0.35	wt	0.008g

JY-LFCG-1575+

Tel : +86 0755-27881106
Fax : +86 0755-27597069
Add : 806 Building B7, Tianrui Industrial Park, Fuyong Street, Baoan District, Shenzhen