Low Pass Filter

JY-LFCN-8400+

Features
- excellent power handling,
- small size
- 7 sections
- temperature stable
- hermetically sealed
- LTCC construction

Applications
- harmonic rejection
- VHF/UHF transmitters/receivers
- lab use

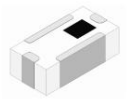

Generic photo used for illustration purposes only

50Ω DC to 8400 MHz

Electrical Specifications(1,2) at 25°C

Parameter		Frequency(MHz)	Min.	Typ.	Max.	Unit
Pass Band	Insertion Loss	DC-8400	-	-	1.6	dB
	Freq.Cut-Off	9100	-	3.0	-	dB
	VSWR	DC-8400	-	1.6	-	:1
Stop Band	Rejection Loss	10300	20	-	-	dB
		10300-15000	-	30	-	dB
	VSWR	10300-15000	-	17	-	:1

Maximum Ratings

Operating Temperature	-55°C to 100°C
Storage Temperature	-55°C to 100°C
RF Power Input*	8W max. at 25°C

* Passband rating, derate linearly to 3W at 100°C ambient.
Permanent damage may occur if any of these limits are exceeded.

Pin Connections

RF IN	1
RF OUT	3
GROUND	2,4

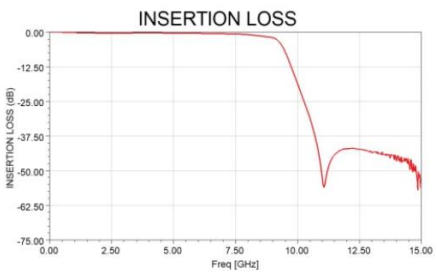

Electrical Schematic

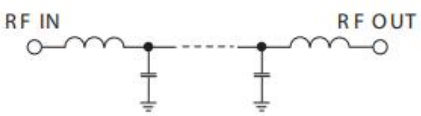

Outline Drawing

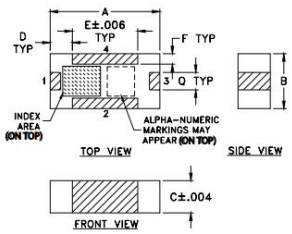

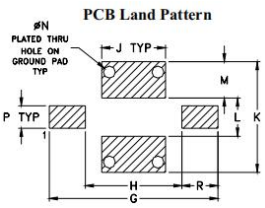

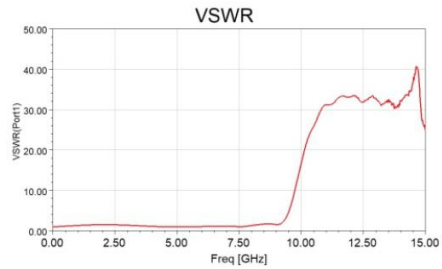

Suggested PCB Layout

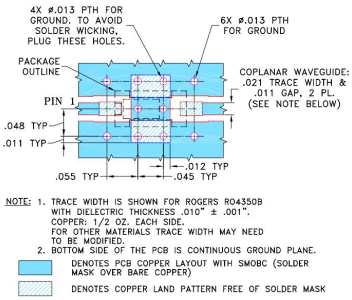

Outline Dimensions：Unit (mm)

A	3.20	B	1.60	C	0.94
D	0.66	E	1.91	F	0.30
G	4.62	H	2.64	J	1.75
K	3.02	L	1.04	M	0.99
N	0.33	P	0.61	Q	0.51
R	0.99	WT	0.02g		

JY-LFCN-8400+

Tel : +86 0755-27881106
Fax : +86 0755-27597069
Add : 806 Building B7, Tianrui Industrial Park, Fuyong Street, Baoan District, Shenzhen