# Low Pass Filter

## JY-LFCG-1400+

### Features

•Excellent power handling
•small size
•Very good rejection
•temperature stable
•LTCC construction , and has good moisture resistance, corrosion resistance, high reliability.

### Applications

• Harmonic Rejection
• VHF/UHF transmitters / receivers
•Base Station/Micro base station of Mobile Communication、Internet of things terminal、lab use.

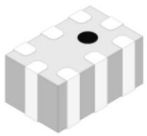

Generic photo used for illustration purposes only

**50Ω DC to 1400 MHz**

### Functional Schematic

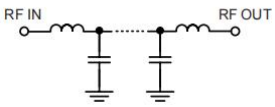


**Electrical Specifications at 25°C**

| Parameter | | Frequency(MHz) | Min. | Typ. | Max. | Unit |
|---|---|---|---|---|---|---|
| Pass Band | Insertion Loss | DC-1400 | - | 1.0 | 1.9- | dB |
| | Freq.Cut-Off | 1650 | - | 3.0 | - | dB |
| | Return Loss | DC-1400 | - | 22 | | dB |
| Stop Band | Rejection Loss | 2015-2300 | 20 | 45 | - | dB |
| | | 2300-6600 | 40 | 50 | - | dB |
| | | 6600-10000 | - | 35 | - | dB |

| Pad Connections | |
|---|---|
| INPUT | 8 |
| OUTPUT | 4 |
| GROUND | 1,2,3,5,6,7 |

| Maximum Ratings | |
|---|---|
| Operating Temperature | -55°C to 100°C |
| Storage Temperature | -55°C to 100°C |
| RF Power Input | 5.5 W max.@25°C |

Permanent damage may occur if any of these limits are exceeded.




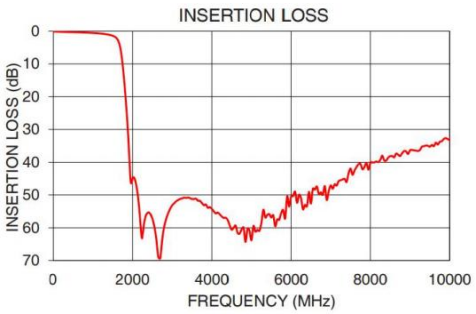


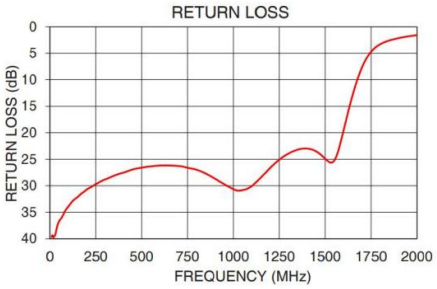


### Suggested PCB Layout

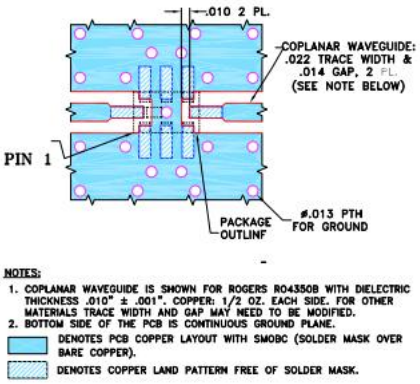


NOTES:
1. COPLANAR WAVEGUIDE IS SHOWN FOR ROGERS RO4350B WITH DIELECTRIC THICKNESS .010" ± .001". COPPER: 1/2 OZ. EACH SIDE. FOR OTHER MATERIALS TRACE WIDTH AND GAP MAY NEED TO BE MODIFIED.
2. BOTTOM SIDE OF THE PCB IS CONTINUOUS GROUND PLANE.

DENOTES PCB COPPER LAYOUT WITH SMOBC (SOLDER MASK OVER BARE COPPER).

DENOTES COPPER LAND PATTERN FREE OF SOLDER MASK.

### Outline Drawing

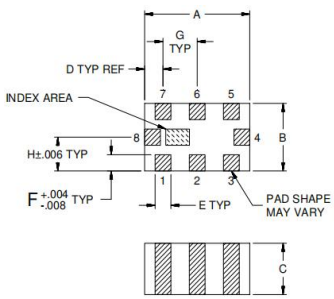


Suggested Layout
Tolerance to be within ±0.05

| Outline Dimensions：Unit ( mm) | | | |
|---|---|---|---|
| A | 2.00 | E | 0.30 |
| B | 1.25 | F | 0.30 |
| C | 0.95 | G | 0.65 |
| D | 0.35 | wt | 0.008g |

JY-LFCG-1400+

Tel : +86 0755-27881106
Fax : +86 0755-27597069
Add : 806 Building B7, Tianrui Industrial Park, Fuyong Street, Baoan District, Shenzhen