Low Pass Filter

JY-LFCG-4800+

Features
- Extremely small size
- Low loss
- temperature stable
- LTCC construction , and has good moisture resistance, corrosion resistance, high reliability.

Functional Schematic

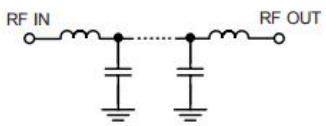

Applications
- Test and measurements
- Telecommunications & broadband wireless applications



Generic photo used for illustration purposes only

50Ω DC to 4800 MHz

Pad Connections	
INPUT	8
OUTPUT	4
GROUND	1,2,3,5,6,7

Electrical Specifications at 25°C

Parameter		Frequency(MHz)	Min.	Typ.	Max.	Unit
Pass Band	Insertion Loss	DC-4800	-	1.2	1.7	dB
	Freq.Cut-Off	5600	-	3.0	-	dB
	Return Loss	DC-4800	-	12	-	dB
Stop Band	Rejection Loss	6700-7200	20	34	-	dB
		7200-9300	33	42	-	dB
		9300-12500	22	29	-	dB
		12500-18000	-	20	-	dB

Maximum Ratings	
Operating Temperature	-55°C to 125°C
Storage Temperature	-55°C to 125°C
RF Power Input*	4.5 W max.@25°C

Permanent damage may occur if any of these limits are exceeded.

Typical Performance Data at 25°C

Frequency (MHz)	Insertion Loss (dB)	Return Loss (dB)
10	0.08	51.01
100	0.09	45.43
300	0.13	40.15
400	0.15	39.94
500	0.17	40.59
1000	0.22	42.59
4800	1.07	15.04
5440	1.93	16.27
5600	3.16	10.26
6200	23.23	1.50
6400	31.96	1.04
6700	44.87	0.64
7200	55.48	0.38
9000	50.78	0.26
9300	48.92	0.28
11000	36.80	0.49
12500	30.68	0.42
13000	30.01	0.42
15000	30.52	0.40
18000	23.97	0.36

Outline Drawing

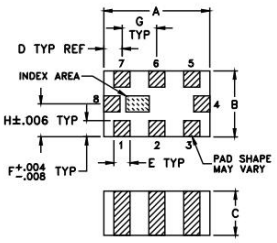

PCB Land Pattern

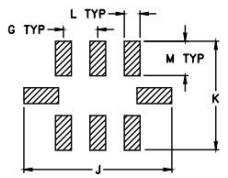

Suggested Layout Tolerance to be within ±0.05

Outline Dimensions: Unit (mm)			
A	2.00	E	0.30
B	1.25	F	0.30
C	0.95	G	0.65
H	0.64	J	3.40
K	2.64	L	0.36
M	0.99	wt	0.008g

Suggested PCB Layout

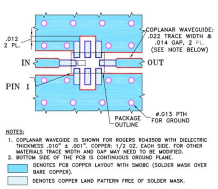

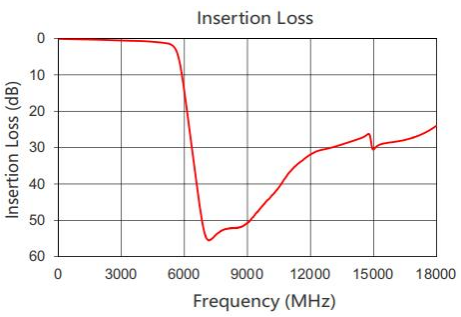



JY-LFCG-4800+

Tel : +86 0755-27881106
Fax : +86 0755-27597069
Add : 806 Building B7, Tianrui Industrial Park, Fuyong Street, Baoan District, Shenzhen