Jieying Communication Technology (Shenzhen) Co., Ltd.
http://www.jytxjs.cn

High Pass Filter

JY-HFCN-5500+



Generic photo used for illustration purposes only

50 Ω 6000 to 11500 MHz

Features

- Low cost
- Small size
- 5 sections
- Temperature stable
- Excellent power handling
- LTCC construction with great moisture resistance, corrosion resistance, and high reliability

Applications

- Sub-harmonic rejection
- Transmitters / receivers
- base station of mobile communication and lab use

Pin Connections	
RF IN	1
RF OUT	3
GROUND	2,4,5,6

Maximum Ratings	
Operating Temperature	-55°C to 100°C
Storage Temperature	-55°C to 100°C
RF Power Input	7W at 25°C

*Passband rating, derate linearly to 3.5W at 100°C ambient.
Permanent damage may occur if any of these limits are exceeded.

Electrical Specifications[1] at 25°C

Parameter		Frequency(MHz)	Min.	Typ.	Max.	Unit
Pass Band	Insertion Loss	6000-11500	-	-	2.0	dB
		6600-10000	-	-	1.4	dB
	VSWR	6600-10000	-	-	2.0	:1
Stop Band	Rejection Loss	100-4500	20	-	-	dB

1. In Application where DC voltage is present at either input or output ports, coupling capacitors are required.



Suggested PCB Layout

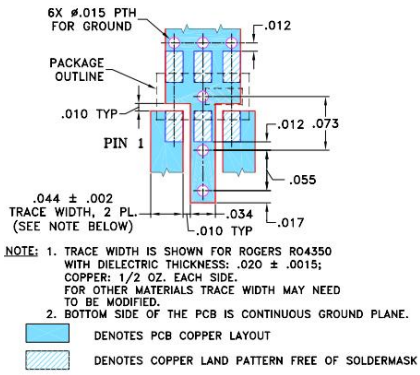

Outline Drawing

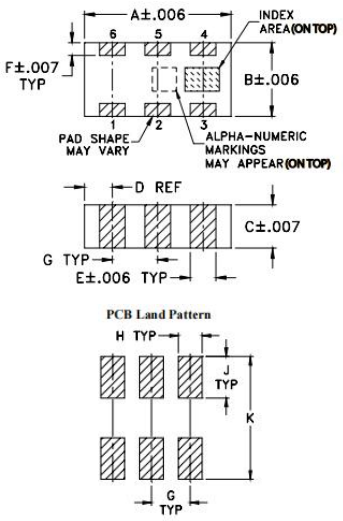

Suggested Layout
Tolerance to be within ±0.15

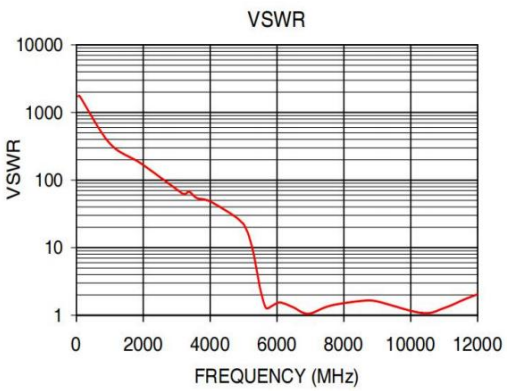

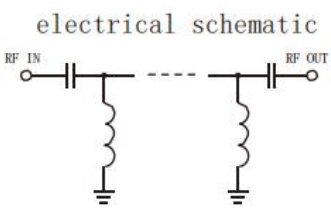

Outline Dimensions: Unit (mm)					
A	3.20	B	1.60	C	0.89
D	0.61	E	0.55	F	0.28
G	0.99	H	0.61	J	1.07
K	3.12	wt	0.020g		

JY-HFCN-5500+

Tel : +86 0755-27881106
Fax : +86 0755-27597069
Add : 806 Building B7, Tianrui Industrial Park, Fuyong Street, Baoan District, Shenzhen