RoHS

目錄 MAPX	设变内容 MODIFICATION	日期 DATE

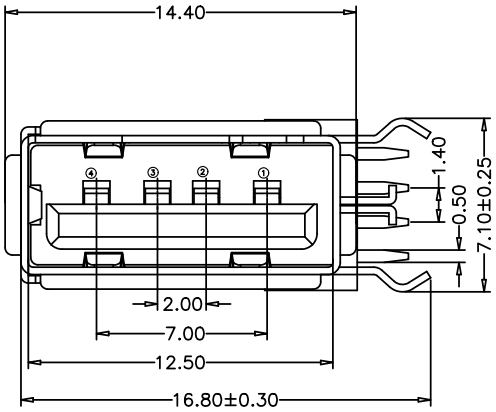

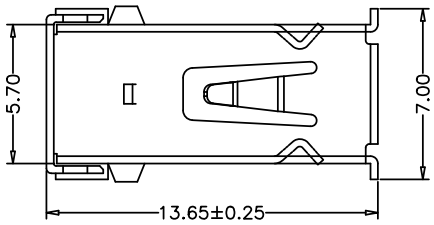

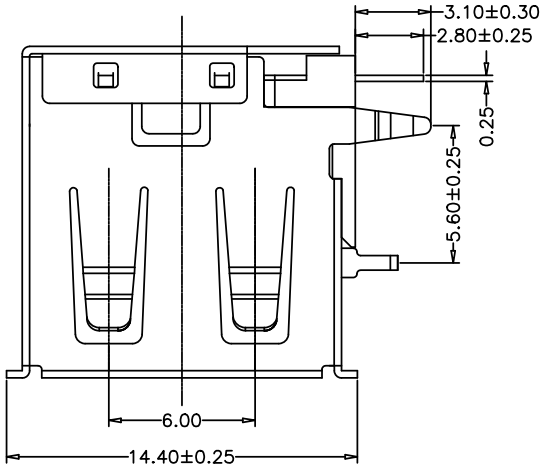

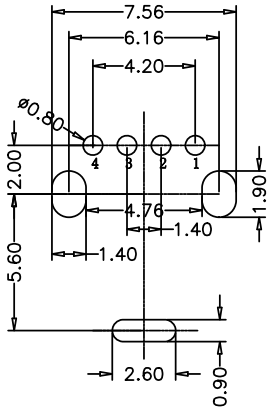

RECOMMENDED PCB LAYOUT
GENERAL TOLERANCES:±0.05

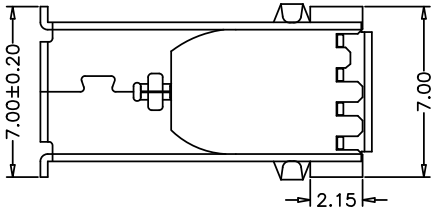

电气特性:Electrical:
1.额定电流：Current Rating
1.5A/contact terminal
2.额定电压：Voltage Rating
30V DC
3.接触阻抗:Contact Resistance
30 milliohms MAX
4.耐电压:Dielectnic Withstanding Voitage:
500 V AC AT Sea Levol
5.绝缘阻抗:Lnsulation Resistance:
1000MEGA ohms MIN
物理性能:Mechanical:
1.插拔力：Cnnector Mate and Unmate Force
Mate force:3.57kgf(MAX)
Unmate force:1.02kgf(MIN)
2.端子保持力：Terminal Retenion
1.0kgf(MIN)
3.寿命：10000 次
原材料:Matorial:
1.塑胶:Housing:LCP /pbt
2.端子:Contact:Copper Alloy C2680
3.外壳:Shell:SUS
电镀:Finish:
1.端子Contact:Au G/F u″ Plated on contact area
Tin50u″ Plated on solder area
Nickel 50u″ Plated underplating over all.
2.外壳Shell: Nickel 50u″Min plating over all.
3.Temperature Range:-55° C to +85° C

Pin NUMBER	SIGNAL NAME
1	VBUS
2	D-
3	D+
4	GND

产品图
PRODUCT CHART DWG

公差一览表
TOLERANCE UNLESS OTHERWISE

X.	±0.35	X'.	±5'
.X	±0.30	.X'	±2'
.XX	±0.25	.XX'	±1'
.XXX	±0.10	.XXX'	±0.5'

深圳市精拓金电子有限公司

单位 UNITS	MM	制图 DRAWING	L S S	产品料号 PRODUCT PART NO.	906-256A1012D10200
比例 SCALE	1:1	审核 CHKD	Erick	产品名称 PRODUCT NO.	AF13.65侧插短体三弯脚有边(WD)不锈钢PBT防火白胶
日期 DATE	2021/03/10	核准 APPD	黄国荣	角法 VIEW	版本 VER A0

您正在使用 ZWCAD 2022 个人版，不得用于商业用途， 详情请咨询4007-182-588。