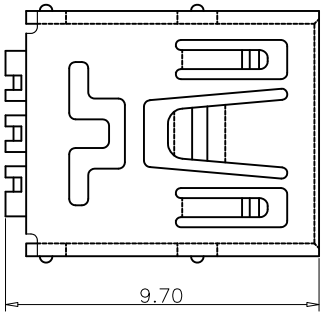

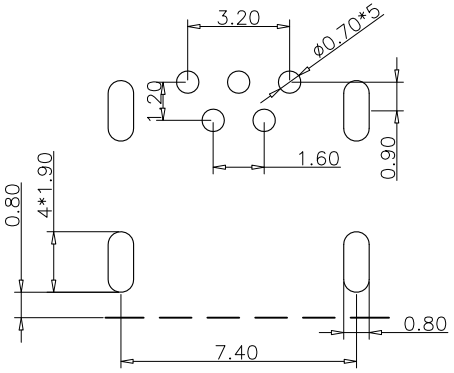

RECOMMENDED PCB LAYOUT

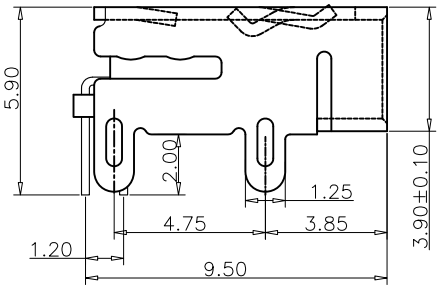

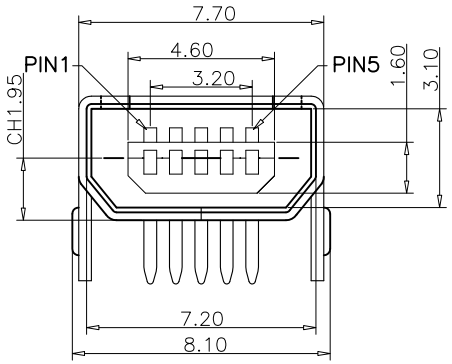

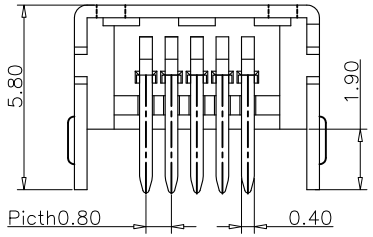

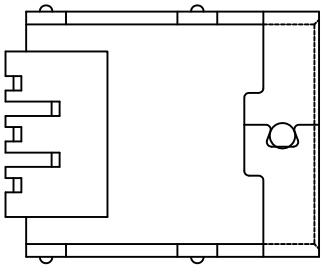

Specifications

A. Material
Plastic cement: LCP, Black
Contact: Copper Alloy, T=0.20mm
Shell: Copper Alloy, T=0.40mm

B. Plating
Contact Area: 1u" Au over 50u' min. Nickel
Solder Tails: 100u" min. Matte Tin
over 50u' min. Nickel
Shell: 60u" min. Nickel

C. Electrical
Current Rating: 1.0A/contact terminal
Voltage Rating: 30V
Power Rating: 30W
Contact Resistance: 40mΩ max initial
50mΩ max after test
Dielectric Withstanding Voltage: 100V AC
Insulation Resistance: 100MΩ min.

D. Mechanical & Environmental
Operating Temperature: −25℃ to +85℃
Insertion force: 30.0 N Max
Withdrawal force: 7.0 N Min
Contact retention: 5.0N Min
Durability: 5000 cycles

Pin Numbe	Signal Name
1	VBUS
2	D−
3	D+
4	ID
5	GND

Part Number			Product Description				
PMBFC-R23A-001			Mini USB Receptacle, Type AB, Horizontal, 5 Pin, Thru-Hole, Top Mount, With Shell Stakes				
DWG.No.	P-MBF-023		Tolerances Unspecified			Units: Metric(mm)	ROHS COMPLIANT 2011/65/EU Deca-BDEV
Revision	A0		X.X	±0.35	X° ±5°		
Designed	Lee	11/30/20	X.XX	±0.25	X.X° ±2°		
Approved	Allen	11/30/20	X.XXX	±0.15			

Connecting the Future
www.szywf.com.cn
www.szywf.cn
Sheet No. 1/2

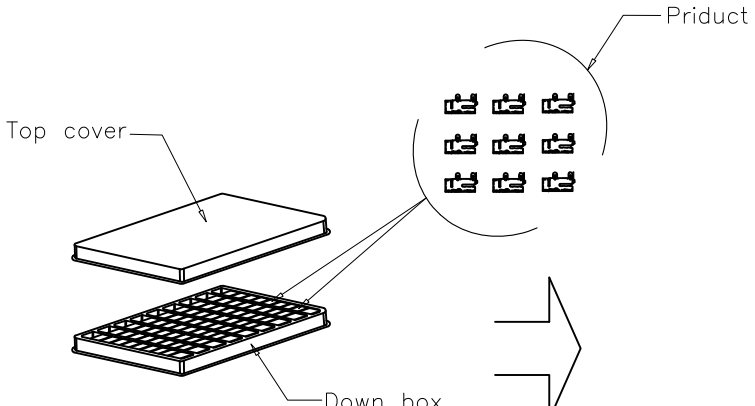

① PE vacuum box(1Set).

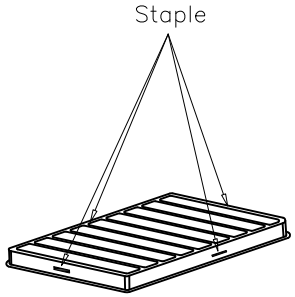

② 100pcs/box, four sides and stapled.

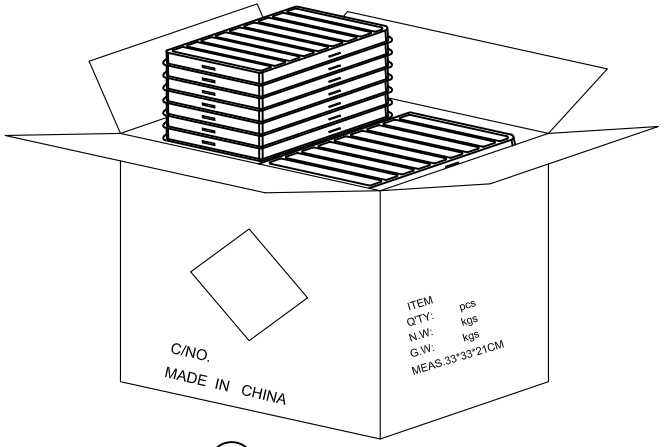

③ 100 box/case (10K pcs).

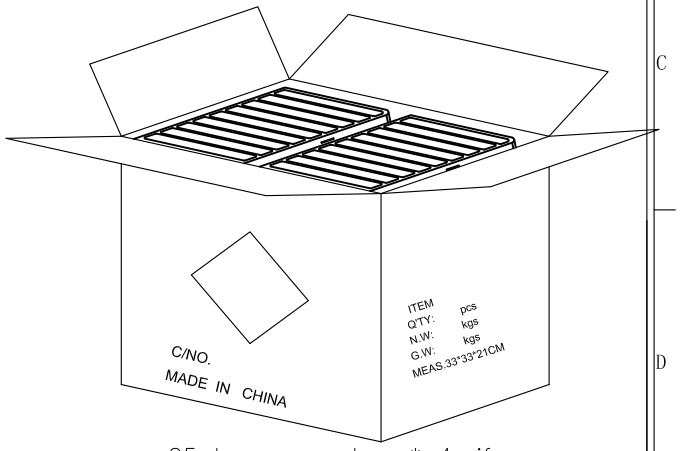

④ 25 boxes per box * 4, if the last box is added with filler in the space.

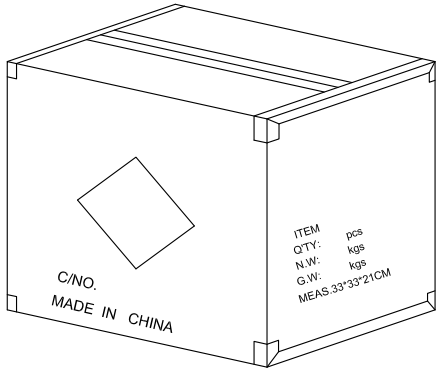

⑤ The outer box is sealed with transparent adhesive tape in the shape of "H".

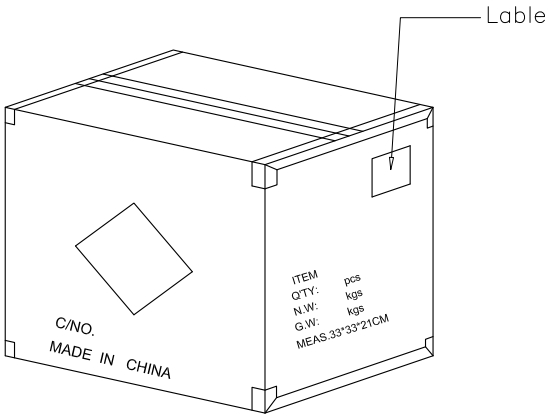

⑥ Paste the product or ROHS label as shown.

Part Number			Product Description				
PMBFC-R23A-001			Mini USB Receptacle, Type AB, Horizontal, 5 Pin, Thru-Hole, Top Mount, With Shell Stakes				
DWG.No.	P-MBF-023		Tolerances Unspecified			Units: Metric(mm)	ROHS COMPLIANT 2011/65/EU Deca-BDEv
Revision	A0		X.X	±0.35	X° ±5°		
Designed	Lee	11/30/20	X.XX	±0.25	X.X° ±2°		
Approved	Allen	11/30/20	X.XXX	±0.15			

Connecting the Future
www.szywf.com.cn
www.szywf.cn
Sheet No. 2/2