由 Autodesk 教育版产品制作

* 所有原料材质,生产制程,电镀必须符合ROHS要求

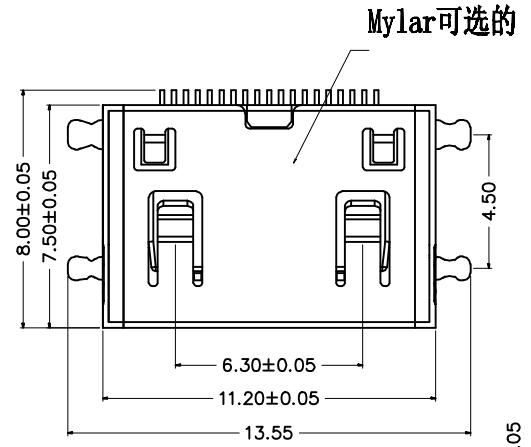

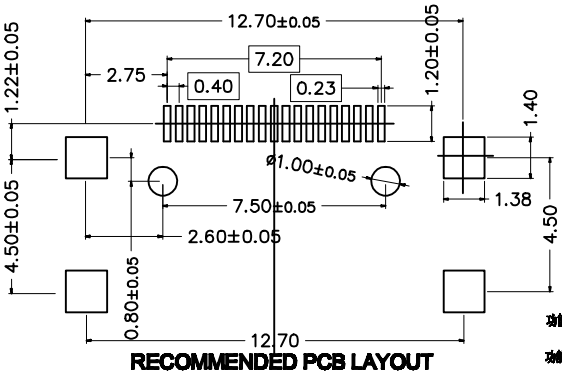

RECOMMENDED PCB LAYOUT

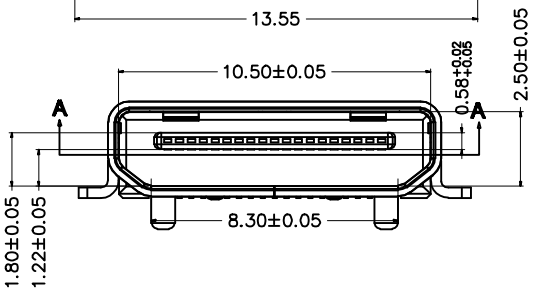

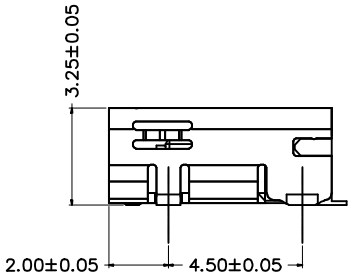

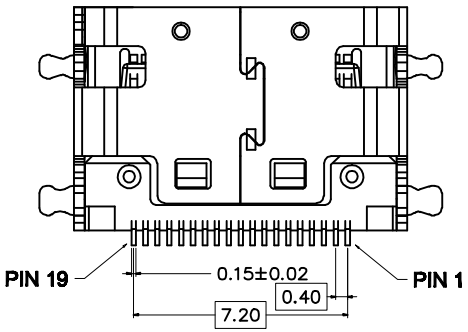

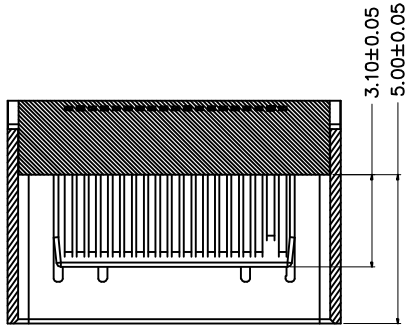

SEC A-A
SCALE 1:1

PART NO.

002 1 * A A A 19 *

- 流水码
- A=DIP型外壳
- B=SMT型外壳
- C=DIP型外壳3.5同距
- D=DIP型外壳,表面有Mylar
- E=3.5外壳,外壳斜口
- F=外壳脚长0.75, 定位柱长0.75
- F=普通型无定位柱
- 功能区域镀金1u" 焊接脚纯亮锡100u"(符合ROHS制程) A=
- 功能区域镀金3u" 焊接脚纯亮锡100u"(符合ROHS制程) B=
- 功能区镀金1u",插脚镀金1u"(符合ROHS制程) G=
- 功能区镀金3u",插脚镀金1u"(符合ROHS制程) H=
- 功能区镀金3u",插脚镀金1u"(符合ROHS制程) K=
- 功能区镀金1u",插脚镀金1u"(符合ROHS制程) L=
- Q= 外壳全部镀金1U".
- R= 外壳100u"可焊性镀层.

Table 4-17 Type C-to-Type C Cable Wire Assignment

Type C pin	Signal Name
1	TMDS Data2 Shield
2	TMDS Data2+
3	TMDS Data2-
4	TMDS Data1 Shield
5	TMDS Data1+
6	TMDS Data1-
7	TMDS Data0 Shield
8	TMDS Data0+
9	TMDS Data0-
10	TMDS Clock Shield
11	TMDS Clock+
12	TMDS Clock-
13	DDC/CEC Ground
14	CEC
15	SCL
16	SDA
17	Utility
18	+5V Power
19	Hot Plug Detect

SPECIFICATION:

1. MATING FORCE:44.1N MAX
2. UNMATING FORCE:7-25N
3. DURABILITY: 5000 CYCLES MIN
4. CURRENT:0.5A
5. VOLTAGE:40V MAX
6. WITHSTANDING VOLTAGE:500V AC MIN.(UNMATED)
7. CONTACT RESISTANCE:30MN MAX.
8. INSULATION RESISTANCE:100MN MIN.(UNMATED)
9. OPERATING TEMPERATURE RANGE:-20.C TO +85.C
10. ALL THE MATERIAL SHOULD COMPLY WITH THE ROHS REQUIREMENT.

REVISION NO.	ECR NO.	DESCRIPTION	MARK	DATE

LXW 连兴旺电子(深圳)有限公司
LXWCONN ELECTRONICS(SHENZHEN)CO.,LTD

DIMENSIONS INIT: mm
UNLESS OTHERWISE SPECIFIABLE

DIMENSION	TOLERANCE
X.X: ±	0.25
X.XX: ±	0.10
X.XXX: ±	0.05
ANGULAR: ±	1'

PRODUCT NAME : MINI-HDMI 19Pin SMT C TYPE	DRAWING:	DATE: 2008/12/10	
PRODUCT NO. : 21BAAG19Q	CHECK:	DATE: 2008/12/10	
DRAWING NO. : NT-004	APPROVED:	DATE: 2008/12/10	
	SCALE: 1:1	DWG ID: P D	REV.: A / PAGE: 1 OF 2

由 Autodesk 教育版产品制作
由 Autodesk 教育版产品制作
由 Autodesk 教育版产品制作