REVISIONS					
REV.	ECN NO.	LOCATION	DESCRIPTION	DATE	DESIGN
A2	N/A		产品总长尺寸修正	2024.08.20	阿树
A3	N/A		产品电气性能	2025.12.22	阿树

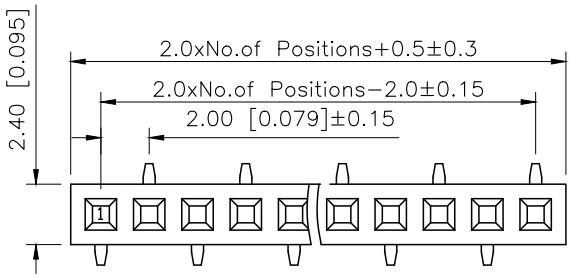

TYPE01

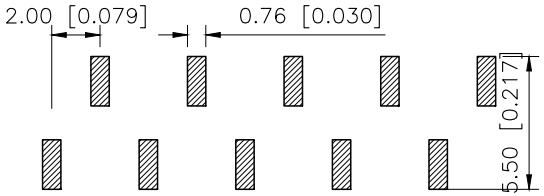

Recommended P.C.B Layout(Top Side)
(PCB BOARD TOLERANCE±0.05)

SPECIFICATIONS
Voltage rating:500V AC/DC
Rated Current:2AMP
Withstand Voltage:500V AC/DC
Contact Resistance:20mΩ Max
Insulation Resistance:1000MΩ Min
Operation Temperature:−40°C~+125°C
Contact Material:Phosphor Bronze
Contact Plating:Au Plating and Over Ni
Insulator Material:Polyester(UL94V−0)
Standard: PA6T
Max.Processing Temp: 230°C for 30−60 seconds
(260°C for 10 seconds)

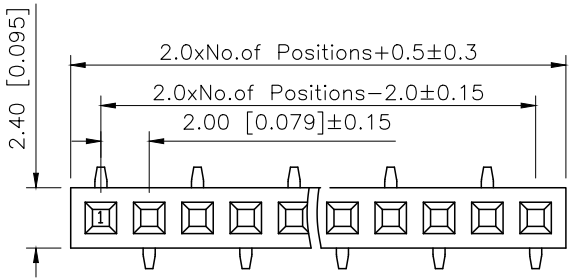

TYPE02

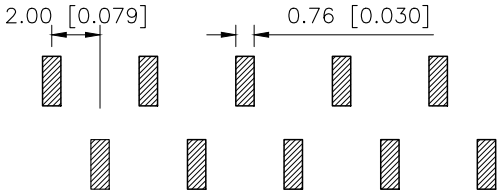

Recommended P.C.B Layout(Top Side)
(PCB BOARD TOLERANCE±0.05)

PART NO.:
X4611 F V S−05−C43 D45 R2
① ② ③ ④ ⑤ ⑥ ⑦ ⑧

① Series No.
② Category:T−Terminal
③ Welding Board Angle:V−Stright 180°
④ Welding Way:S−SMT
⑤ Row No.Pin No:XX−02~40Pin
⑥ Plastic Height:C=4.3mm
⑦ Pin pitch:D=4.5mm
⑧ Type:R1 ; R2

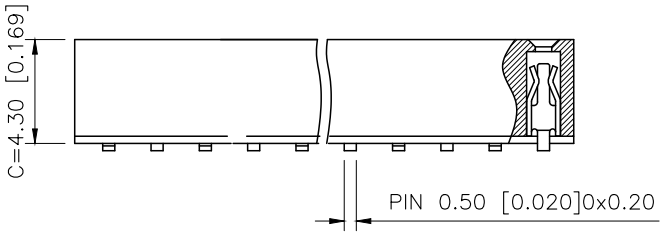

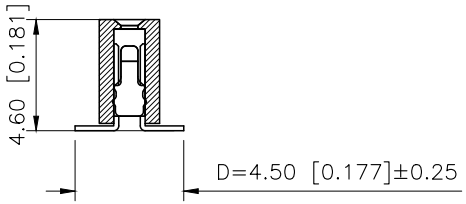

X4611FVS−05−C43D45R2	PA6T	Brass	X4611W
PART NO	Material	Wire Range	Suitable XKB Wafer

AuGLAR	±5°
X.	±0.40
X.x	±0.30
X.xx	±0.20
X.xxx	±0.15
UNSPECIFIED TOLERAuCES	

XKB 星创 Connection

DESIGN	阿树	VIEW:	MODEL TYPE: 2.0mm BTB Connector
CHECKED		UNIT: mm/in	PART NO.: X4611FVS−05−C43D45R2
APPROVED		SIZE: A4	DWG NO.: X−X4611FVS−05−C43D45R2

XKB INDUSTRIAL PRECISION CO.,LIMITED

SCALE	PAGE	REVISION
N/A	1/1	A3