5499206-3 ✔ ACTIVE

AMP-LATCH | AMP-LATCH Universal Headers

TE Internal #: 5499206-3

Ribbon Cable Connectors, Wire-to-Board, 16 Position, 2.54 mm [.1 in] Centerline, Vertical, Through Hole - Solder, 2 Row, AMP-LATCH Universal Headers

View on TE.com >

Connectors > PCB Connectors > Wire-to-Board Connectors > FFC, FPC & Ribbon Connectors > Ribbon Cable Connectors > AMP-LATCH UNIVERSAL HEADERS

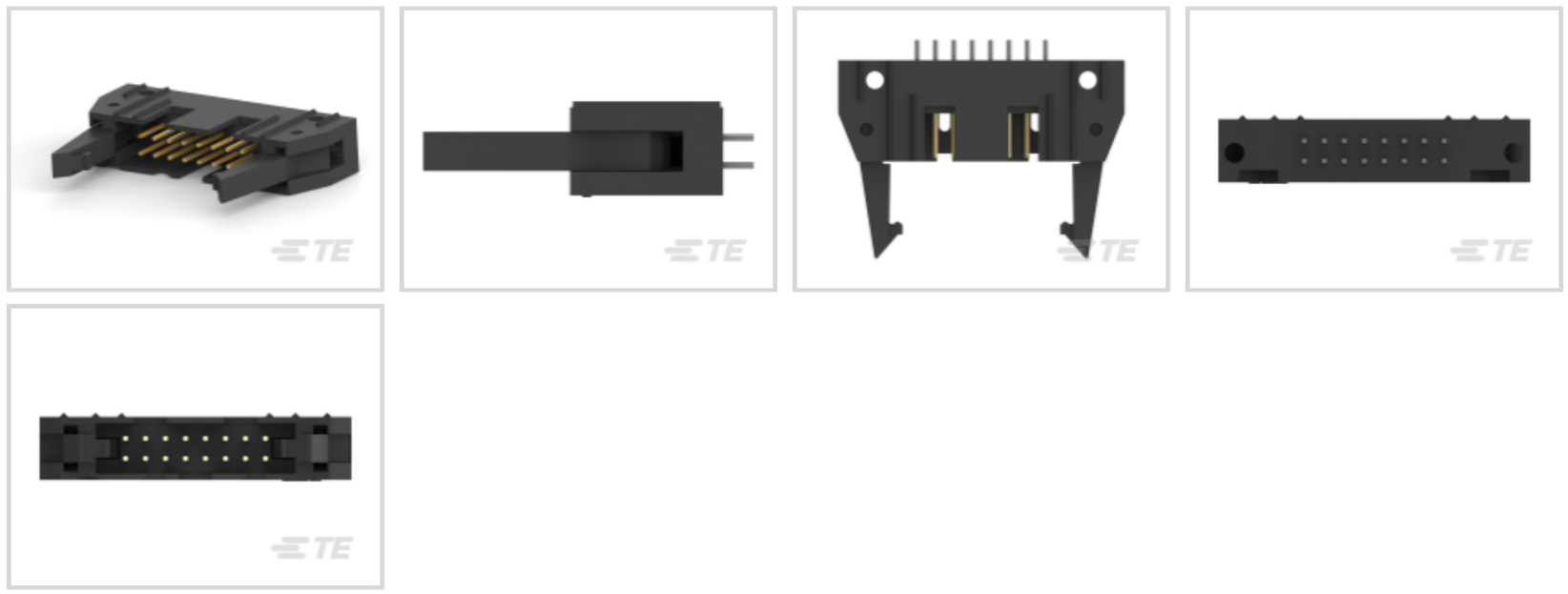

Connector System: **Wire-to-Board**

Number of Positions: **16**

Centerline (Pitch): **2.54 mm [.1 in]**

PCB Mount Retention: **Without**

PCB Mount Orientation: **Vertical**

All AMP-LATCH UNIVERSAL HEADERS (525)

Features

Product Type Features

Ribbon Cable Connector Header Type	Universal Ejection Pin Headers
Connector Mating Latch & Lock Type	Long
Connector Product Type	Connector Assembly
Connector System	Wire-to-Board
Connector & Housing Type	Plug
Connector & Contact Terminates To	Printed Circuit Board

Configuration Features

Number of Positions	16
PCB Mount Orientation	Vertical
Number of Rows	2

Electrical Characteristics

Insulation Resistance	5000 MΩ

Operating Voltage	250 VAC

Body Features

Primary Product Color	Black
Connector Profile	Standard

Contact Features

Mating Square Post Dimension	.64 mm[.025 in]
PCB Contact Termination Area Plating Material Thickness	2.54 µm[100 µin]
Contact Type	Pin
Contact Mating Area Plating Material Thickness	.76 µm[30 µin]
Contact Mating Area Plating Material	Gold
Contact Shape & Form	Square
PCB Contact Termination Area Plating Material	Tin
Contact Base Material	Phosphor Bronze
Contact Current Rating (Max)	1 A

Termination Features

Round Termination Post & Tail Diameter	.64 mm[.025 in]
Termination Post & Tail Length	2.79 mm[.11 in]
Termination Method to Printed Circuit Board	Through Hole - Solder

Mechanical Attachment

Mating Alignment	With
PCB Mount Alignment	Without
Panel Mount Feature	Without
PCB Mount Retention	Without
Mating Alignment Type	Center, Dual Polarizing Bar
Mating Retention	With
Mating Retention Type	Ejection Latch
Connector Mounting Type	Board Mount

Housing Features

Housing Material	Glass Filled Nylon/Polyester
Centerline (Pitch)	2.54 mm[.1 in]

Dimensions

Shrouded End Dimension	3.81 mm[.15 in]

Connector Length	39.62 mm[1.56 in]
Connector Height	13.94 mm[.548 in]
PCB Thickness (Recommended)	1.57 mm[.062 in]
Row-to-Row Spacing	2.54 mm[.1 in]

Usage Conditions

Housing Temperature Rating	Standard
Operating Temperature Range	-65 – 105 °C[-85 – 221 °F]

Operation/Application

Circuit Application	Signal

Industry Standards

UL Flammability Rating	UL 94V-0

Packaging Features

Packaging Quantity	18
Packaging Method	Tray

Product Compliance

For compliance documentation, visit the product page on TE.com>

EU RoHS Directive 2011/65/EU	Compliant
EU ELV Directive 2000/53/EC	Compliant
China RoHS 2 Directive MIIT Order No 32, 2016	No Restricted Materials Above Threshold
EU REACH Regulation (EC) No. 1907/2006	Current ECHA Candidate List: JUNE 2023 (235) Candidate List Declared Against: JUNE 2023 (235) Does not contain REACH SVHC
Halogen Content	Not Low Halogen - contains Br or Cl > 900 ppm.
Solder Process Capability	Wave solder capable to 265°C

Product Compliance Disclaimer

This information is provided based on reasonable inquiry of our suppliers and represents our current actual knowledge based on the information they provided. This information is subject to change. The part numbers that TE has identified as EU RoHS compliant have a maximum concentration of 0.1% by weight in homogenous materials for lead, hexavalent chromium, mercury, PBB, PBDE, DBP, BBP, DEHP, DIBP, and 0.01% for cadmium, or qualify for an exemption to these limits as defined in the Annexes of Directive 2011/65/EU (RoHS2). Finished electrical and electronic equipment products will be CE marked as required by Directive 2011/65/EU. Components may not be CE marked. Additionally, the part numbers that TE has identified as EU ELV compliant have a maximum concentration of 0.1% by weight in homogenous materials for lead, hexavalent chromium, and mercury, and 0.01% for cadmium, or qualify for an exemption to these limits as defined in the Annexes of Directive 2000/53/EC (ELV). Regarding the REACH Regulation, the information TE provides

on SVHC in articles for this part number is based on the latest European Chemicals Agency (ECHA) 'Guidance on requirements for substances in articles' posted at this URL: https://echa.europa.eu/guidance-documents/guidance-on-reach

Compatible Parts



TE Part # 499252-8
016 STRAIN RELIEF A-L RCPT



TE Part # 1-1658526-1
609-1641LF FEM SOCKT,LEAD FREE



TE Part # 2-1658526-9
609-1630LF=FSKT IDC S 16 30AU



TE Part # 1658527-7
622-1641LF FEM SOCKT,LEAD FREE



TE Part # 1658621-3
16 NOVO MIL/CTR 15DP,LEAD FREE



TE Part # 1658622-3
16 NOVO MIL/CTR 30DP,LEAD FREE



TE Part # 1658620-3
16 NOVO MIL 15DP, LEAD FREE



TE Part # 1658623-3
16 NOVO MIL 30DP, LEAD FREE



TE Part # 1658527-6
622-1630LF FEM SOCKT,LEAD FREE

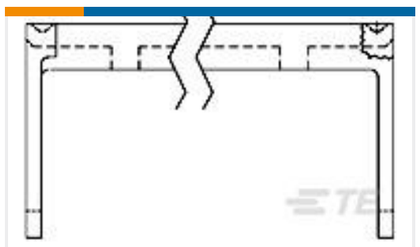

TE Part # 6-1437020-6
609-1631HD=FSKT IDC S 16 SR



TE Part # 1658528-5
636-2641LF FEM SOCKT,LEAD FREE



TE Part # 102320-1
UNIVERSAL HEADER LATCH



TE Part # 1658624-3
016 NOVO DUAL 30DP FT

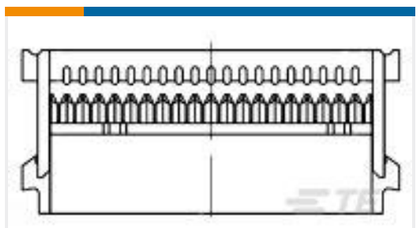

TE Part # 1-1658526-0
609-1601MLF FEM SCKT,LEAD FREE



TE Part # 1-1658528-4
636-1630LF=FEM SKT BLADE POL 1



TE Part # 2-1658528-7
636-1641LSLF FEMALE SOCKET CON

Also in the Series | AMP-LATCH Universal Headers



Connector Hardware(13)



Ribbon Cable Connectors(525)

Customers Also Bought



TE Part #5499206-2
A/L UNIV HDR 14P VERT LG LAT



TE Part #3-641216-7
07P MTA100 HDR ASSY FL/RA LF



TE Part #2-2834006-1
1P MODULAR RELEASABLE POKE-IN CONN_BLACK

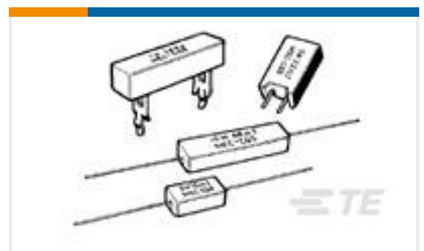

TE Part #2-1623782-5
SQM5 20K 5% (METAL FILM)



TE Part #5-1676481-8
CPF 0603 1K5 0.1% 25PPM 1K RL



TE Part #5787443-1
HDR ASY,RA,NO KEY,RET TAIL



TE Part #2-2176263-2
RN 0402 40K2 0.1% 10PPM 5K RL



TE Part #1676163-2
RN 0805 11K5 0.1% 10PPM 1KRL



TE Part #3-641214-2
02P MTA100 HDR ASSY PO/RA LF



TE Part #1-6437158-3
FSN-11.5A

Documents

Product Drawings

A/L UNIV HDR 16P VERT LG LAT

English

CAD Files

3D PDF

3D

Customer View Model

ENG_CVM_CVM_5499206-3_C.2d_dxf.zip

English

Customer View Model

ENG_CVM_CVM_5499206-3_C.3d_igs.zip

English

Customer View Model

ENG_CVM_CVM_5499206-3_C.3d_stp.zip

English

By downloading the CAD file I accept and agree to the Terms and Conditions of use.

Datasheets & Catalog Pages

Ribbon Cable Interconnect Solutions

English

Product Specifications

Product Specification

English