1-206763-3 ✔ ACTIVE

AMP | AMP Metrimate

TE Internal #: 1-206763-3

PCB Mount Header, Vertical, Wire-to-Board, 24 Position, 5 mm [.197 in] Centerline, Fully Shrouded, Gold, Through Hole - Solder, AMP Metrimate

View on TE.com >

Connectors > PCB Connectors > PCB Headers & Receptacles


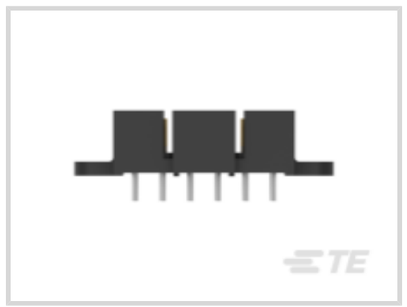




Connector System: **Wire-to-Board**

Number of Positions: **24**

Number of Rows: **6**

Centerline (Pitch): **5 mm [.197 in]**

PCB Mount Orientation: **Vertical**

Features

Product Type Features

Connector System	Wire-to-Board
Header Type	Fully Shrouded
Sealable	No
Connector & Contact Terminates To	Printed Circuit Board
PCB Connector Assembly Type	PCB Mount Header

Configuration Features

Number of Columns	4
Number of Loaded Positions	24
Connector Contact Load Condition	Fully Loaded
Number of Positions	24
Number of Rows	6
PCB Mount Orientation	Vertical

Electrical Characteristics

Operating Voltage	600 VAC

Body Features

Primary Product Color	Black

Contact Features

PCB Contact Termination Area Plating Material Thickness	3.81 µm[150 µin]
Contact Layout	Matrix
Mating Pin Diameter	1.75 mm[.069 in]
Contact Underplating Material Thickness	1.27 µm[50 µin]
Contact Mating Area Plating Material Thickness	.76 µm[29.92 µin]
PCB Contact Termination Area Plating Material Finish	Matte
Contact Mating Area Plating Material Finish	Bright
Contact Underplating Material	Nickel
PCB Contact Termination Area Plating Material	Tin
Contact Mating Area Plating Material	Gold
Contact Type	Pin
Contact Current Rating (Max)	7.5 A

Termination Features

Round Termination Post & Tail Diameter	.99 mm[.039 in]
Termination Method to Printed Circuit Board	Through Hole - Solder

Mechanical Attachment

Mating Alignment Type	Polarization
Mating Retention	With
PCB Mount Retention Type	Screw Mount
Connector Mounting Type	Board Mount
Mating Alignment	With
PCB Mount Alignment	Without
PCB Mount Retention	With

Housing Features

Housing Material	PA 66
Centerline (Pitch)	5 mm[.197 in]

Dimensions

Connector Length	32.87 mm[1.294 in]
Connector Height	11.79 mm[.464 in]

Connector Width	23.9 mm[.941 in]
Row-to-Row Spacing	5 mm[.197 in]

Usage Conditions

Operating Temperature Range	-55 – 130 °C[-67 – 266 °F]

Operation/Application

Circuit Application	Power & Signal

Industry Standards

Compatible With Agency/Standards Products	CSA, UL, VDE
UL Flammability Rating	UL 94V-0

Packaging Features

Packaging Quantity	32
Packaging Type	Tray

Product Compliance

For compliance documentation, visit the product page on TE.com>

EU RoHS Directive 2011/65/EU	Compliant
EU ELV Directive 2000/53/EC	Compliant
China RoHS 2 Directive MIIT Order No 32, 2016	No Restricted Materials Above Threshold
EU REACH Regulation (EC) No. 1907/2006	Current ECHA Candidate List: JUNE 2023 (235) Candidate List Declared Against: JUNE 2023 (235) Does not contain REACH SVHC
Halogen Content	Not Low Halogen - contains Br or Cl > 900 ppm.
Solder Process Capability	Wave solder capable to 265°C

Product Compliance Disclaimer

This information is provided based on reasonable inquiry of our suppliers and represents our current actual knowledge based on the information they provided. This information is subject to change. The part numbers that TE has identified as EU RoHS compliant have a maximum concentration of 0.1% by weight in homogenous materials for lead, hexavalent chromium, mercury, PBB, PBDE, DBP, BBP, DEHP, DIBP, and 0.01% for cadmium, or qualify for an exemption to these limits as defined in the Annexes of Directive 2011/65/EU (RoHS2). Finished electrical and electronic equipment products will be CE marked as required by Directive 2011/65/EU. Components may not be CE marked. Additionally, the part numbers that TE has identified as EU ELV compliant have a maximum concentration of 0.1% by weight in homogenous materials for lead, hexavalent chromium, and mercury, and 0.01% for cadmium, or qualify for an exemption to these limits as defined in the Annexes of Directive 2000/53/EC (ELV). Regarding the REACH Regulation, the information TE provides on SVHC in articles for this part number is based on the latest European Chemicals Agency (ECHA) 'Guidance on requirements for substances in articles' posted at this URL: https://echa.europa.eu/guidance-documents/guidance-on-reach

Compatible Parts



TE Part # 207304-1
24 POS SQ GRID METRIMATE-PLUG

Also in the Series | AMP Metrimate



Connector Caps & Covers(5)



Connector Hardware(4)



Insertion & Extraction Tools(1)



PCB Headers & Receptacles(83)



Rectangular Connector Housings(35)



Rectangular Contact Inserts(4)



Rectangular Power Connectors(2)



Standard Rectangular Connectors(5)

Customers Also Bought



TE Part #4575670001
TMS-SCE Military Grade Sleeves



TE Part #1-5102154-0
A/L UNIV HDR 50P VERT



TE Part #499252-1
040 STRAIN RELIEF A-L RCPT



TE Part #5745074-4
HD-20 PLUG 37P VERT FFSCRLK



TE Part #747275-2

025 LP HDF STRAIN RELIEF



TE Part #34304

SPLICE,CE 22-14



TE Part #5-1393123-2

KHU-17D16-24=KH



TE Part #2-1474644-5

FSN-21A-10



TE Part #1-207158-0

METRIMATE PIN HDR ASY,6P LF

Documents

Product Drawings

METRIMATE PIN HEADER ASSY,24P

English

CAD Files

Customer View Model

ENG_CVM_1-206763-3_Z1.3d_igs.zip

English

Customer View Model

ENG_CVM_1-206763-3_Z1.3d_stp.zip

English

Customer View Model

ENG_CVM_1-206763-3_Z1.2d_dxf.zip

English

3D PDF

English

3D PDF

3D

Customer View Model

ENG_CVM_CVM_1-206763-3_AE.2d_dxf.zip

English

Customer View Model

ENG_CVM_CVM_1-206763-3_AE.3d_igs.zip

English

Customer View Model

ENG_CVM_CVM_1-206763-3_AE.3d_stp.zip

English

By downloading the CAD file I accept and agree to the **Terms and Conditions** of use.

Datasheets & Catalog Pages

METRIMATE_PIN_SOCKET_CATALOG

English

Product Specifications

Product Specification

English

Agency Approvals

CSA Certificate

English