Mechanical:

REV.	ECN NO.	DESCRIPTION	DATE	APPD
B	REL		2022-06-16	

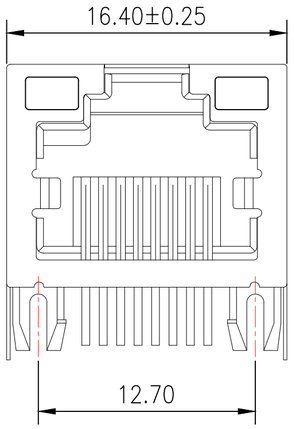

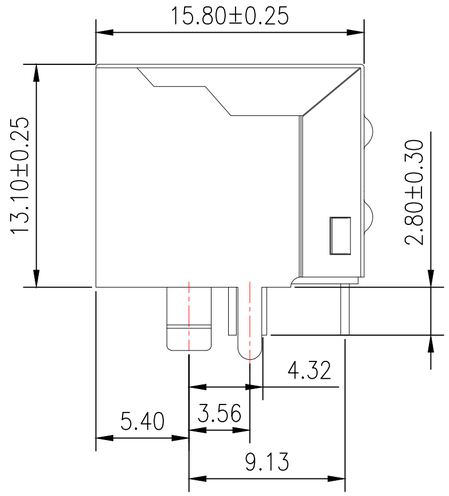

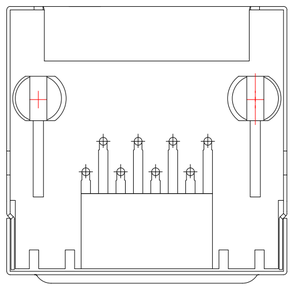

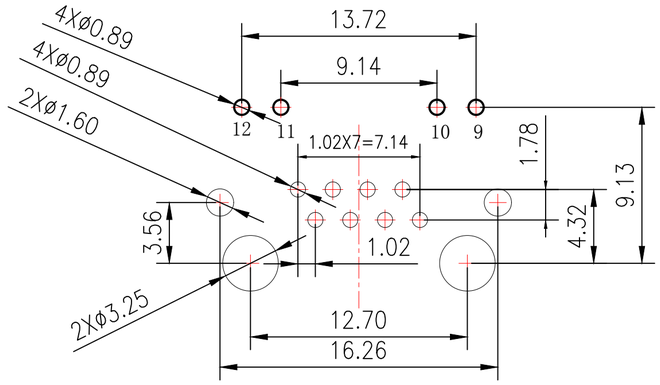

PC Board Layout

NOTES:

Electrical:

1. Voltage rating	:	125 VAC RMS
2. Current Rating	:	1.5 AMP
3. Contact resistance	:	50 mΩ Max
4. Insulation resistance	:	500 MΩ Min @500V DC
5. Dielectric strength	:	1500 VAC RMS 60Hz, 1MIN.

MECHANICAL:

1. Housing & Insert Material	:	PBT UL94V-0.
2. Contact Material	:	Diameter 0.46mm Phosphor Bronze Gold Plating Over Nickel.
3. Shield	:	0.20-0.25mm Thickness Brass With tin Plated
4. Operating Life	:	750 Cycles Min.
5. Insertion force with the latch depressed 22N Max. Removal force with the latch depressed 44N Max. Locking force of plug latch: 50N Min.@60+/-5 sec.		

ENVIRONMENTAL:

1. Storage	:	-40℃ ～ +85℃
2. Operation	:	-40℃ ～ +85℃.
3. Wave solder temperature	:	250℃, 5 Sec
4. UL Certification	:	File Number E484635.

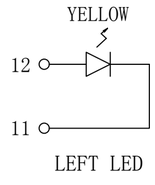

LEFT LED

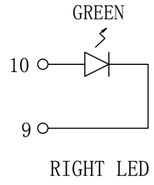

RIGHT LED

Emitting Color	λp(nm)	VF@IF=20mA	IR @VR=5V
GREEN	565	1.8~2.6V	10 μA max
YELLOW	585	1.8~2.6V	10 μA max

LPJE101-XBGNL

Gold Plating	"X"
Gold Flash	0 ☑
1.5u"	1 ☐
3u"	2 ☐
6u"	3 ☐
15u"	4 ☐
30u"	5 ☐
50u"	6 ☐

RoHS 2011/65/EU

X:X	±0.30	APPD:	TOM	LINK-PP INT'L TECHNOLOGY CO., LIMITED	
X:XX	±0.25	CHKD:	JAMES	TITLE:	RJ45 1×1 Port Connector
X:XXX	±0.05	DR:	LEO	PART NO.:	LPJE101-0BGNL
ANGLES	±1°	UNIT:	mm	SCALE: 2/1	SHEET: 1/1 REV: B DWG NO.: LP22061623

LINK-PP Website: http://www.link-pp.com Email: info@link-pp.com Tel: +86-0752-3322916 Fax: +86-0752-3161926