## 1 Product Dimensions (mm)
安装尺寸

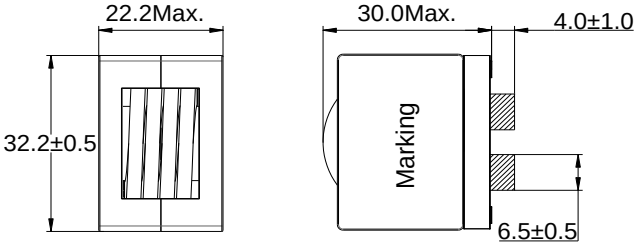


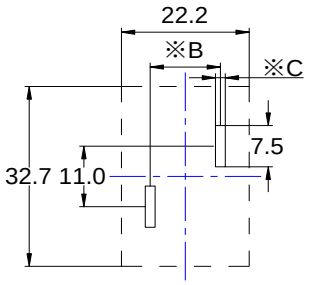


Reference Hole Pattern

| Inductance | 6.2μH | 18.0μH | 36.0μH | 47.0μH |
|---|---|---|---|---|
| A(mm) | 1.80 | 1.00 | 0.70 | 0.60 |
| B(mm) | 11.9 | 11.3 | 12.2 | 11.4 |
| C(mm) | 3.00 | 2.00 | 1.70 | 1.60 |

## 2 Electrical schematic diagram
电原理图

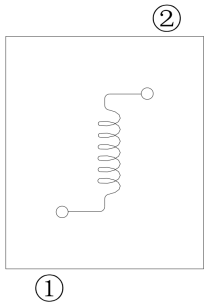


## 3 Electrical characteristics
电气特性

| Part No. | Inductance (μH)※1 ±20% | D.C.R. (mΩ) Typical | D.C.R. (mΩ) Max. | Isat (A)※2 Typical | Irms (A)※3 Typical |
|---|---|---|---|---|---|
| CPEX3222L-6R2MC-RS | 6.20 | 0.60 | 0.72 | 88.0 | 65.0 |
| CPEX3222L-180MC-RS | 18.0 | 1.73 | 2.08 | 49.0 | 38.0 |
| CPEX3222L-360MC-RS | 36.0 | 3.46 | 4.15 | 36.0 | 27.0 |
| CPEX3222L-470MC-RS | 47.0 | 4.60 | 5.52 | 30.0 | 23.0 |

**All data is tested on 25℃ ambient temperature**

1. Inductance measure condition at 100kHz,0.1V.
2. Isat: the actual value of DC current when the Inductance decrease 30% of its initial Value.
3. Irms: The actual value of DC current when theTemperature rise is ΔT50 ℃ (Ta=25 ℃)