1. Features

- For surface mounted applications in order to optimize board space
- Low profile package
- Built-in strain relief
- Glass passivated junction
- Excellent clamping capability
- Meets MSL level 1, per J-STD-020
- Fast response time
- IEC 61000-4-2(ESD)±30KV(air)
  ±30KV(contact)
- 400W peak pulse power capability at 10/1000μs waveform, repetition rate (duty cycle): 0.01%
- Typical IR less than 1μA above 10V
- Plastic package has underwriters laboratory flammability 94V-0
- High Temperature soldering: 260℃/10 seconds at terminals

2. Application

- Personal digital assistants (PDA)
- Cellular handsets & Accessories
- Portable devices
- Portable instrumentation
- Handhelds and notebooks
- Digital cameras

3. Marking Information

BI- directional	UNI-directional	Marking
		XXXX= Product type marking code (See Electrical Characteristics Table)
		

4. Maximum Ratings

Ratings at 25° ambient temperature unless otherwise specified

Rating	Symbol	Value	Units
Peak pulse power dissipation at 10/1000us waveform	PPP	400	W
Peak pulse current of at 10/1000us waveform	IPPM	See Table	A
Steady state power dissipation at TA=50℃	PM(AV)	3.3	W
Peak forward surge current, 8.3ms single half sine-wave superimposed on rated load (JEDEC Method)	IFSM	40	A
Storage & operating temperature range	TSTG, TJ	-65 to 150	℃
Typical thermal resistance junction to lead	$R_{\theta JL}$	30	℃/W
Typical thermal resistance junction to ambient	$R_{\theta JA}$	120	℃/W

Notes： 1. Non-repetitive current pulse, per Fig.3 and derated above TA=25℃ per Fig.2.

2. 8.3ms single half sine-wave, or equivalent square wave, duty cycle=4 pulses per minutes maximum.

Copyright© ElecSuper Incorporated

5. Electrical Characteristics (TA=25℃)

Part Number	Marking	Reverse Stand ff Voltage VR (Volts)	Breakdown Voltage VBR (Volts) @ IT		Test Current IT	Maximum Clamping Voltage VC @ Ipp	Maximum Peak Pulse Current Ipp ①	Maximum Reverse Leakage IR @ VR	ROHS2.0
Uni	Uni		MIN	MAX	(mA)	(V)	(A)	(μA)	
PTVS5V0S1UR,115(ES)	AE	5	6.40	7.00	10	9.20	40.10	400	y
PTVS6V0S1UR,115(ES)	AG	6	6.67	7.37	10	10.30	35.90	400	y
PTVS6V5S1UR,115(ES)	AK	6.5	7.22	7.98	10	11.20	33.10	250	y
PTVS7V0S1UR,115(ES)	AM	7	7.78	8.60	10	12.00	30.90	100	y
PTVS7V5S1UR,115(ES)	AP	7.5	8.33	9.21	1	12.90	28.70	80	y
PTVS8V0S1UR,115(ES)	AR	8	8.89	9.83	1	13.60	27.20	50	y
PTVS9V0S1UR,115(ES)	AV	9	10.00	11.10	1	15.40	24.10	10	y
PTVS10VS1UR,115(ES)	AX	10	11.10	12.30	1	17.00	23.50	5	y
PTVS11VS1UR,115(ES)	AZ	11	12.20	13.50	1	18.20	22.00	1	y
PTVS12VS1UR,115(ES)	BE	12	13.30	14.70	1	19.90	20.10	1	y
PTVS13VS1UR,115(ES)	BG	13	14.40	15.90	1	21.50	18.60	1	y
PTVS14VS1UR,115(ES)	BK	14	15.60	17.20	1	23.20	17.20	1	y
PTVS15VS1UR,115(ES)	BM	15	16.70	18.50	1	24.40	16.40	1	y
PTVS17VS1UR,115(ES)	BR	17	18.90	20.90	1	27.60	14.50	1	y
PTVS18VS1UR,115(ES)	BT	18	20.00	22.10	1	29.20	13.70	1	y
PTVS20VS1UR,115(ES)	BV	20	22.20	24.50	1	32.40	12.30	1	y
PTVS22VS1UR,115(ES)	BX	22	24.40	26.90	1	35.50	11.30	1	y
PTVS24VS1UR,115(ES)	BZ	24	26.70	29.50	1	38.90	10.30	1	y
PTVS26VS1UR,115(ES)	CE	26	28.90	31.90	1	42.10	9.50	1	y
PTVS28VS1UR,115(ES)	CG	28	31.10	34.40	1	45.40	8.80	1	y
PTVS30VS1UR,115(ES)	CK	30	33.30	36.80	1	48.40	8.30	1	y
PTVS33VS1UR,115(ES)	CM	33	36.70	40.60	1	53.30	7.50	1	y
PTVS36VS1UR,115(ES)	CP	36	40.00	44.20	1	58.10	6.90	1	y
PTVS40VS1UR,115(ES)	CR	40	44.40	49.10	1	64.50	6.20	1	y
PTVS43VS1UR,115(ES)	CT	43	47.80	52.80	1	69.40	5.80	1	y
PTVS45VS1UR,115(ES)	CV	45	50.00	55.30	1	72.70	5.50	1	y
PTVS48VS1UR,115(ES)	CX	48	53.30	58.90	1	77.40	5.20	1	y
PTVS51VS1UR,115(ES)	CZ	51	56.70	62.70	1	82.40	4.90	1	y
PTVS58VS1UR,115(ES)	DE	58	64.40	71.20	1	93.60	4.30	1	y
PTVS60VS1UR,115(ES)	DG	60	66.70	73.70	1	96.80	4.10	1	y
PTVS64VS1UR,115(ES)	DM	64	71.10	78.60	1	103.00	3.90	1	y
PTVS70VS1UR,115(ES)	DP	70	77.80	86.00	1	113.00	3.50	1	y
PTVS75VS1UR,115(ES)	DR	75	83.30	92.10	1	121.00	3.30	1	y
PTVS78VS1UR,115(ES)	DT	78	86.70	95.80	1	126.00	3.20	1	y
PTVS85VS1UR,115(ES)	DV	85	94.40	104.00	1	137.00	2.90	1	y

Notes:①Surge waveform:10/1000 μ s.

Copyright© ElecSuper Incorporated

6. Ratings and Characteristic Curves (TA =25℃ unless otherwise noted)

Figure 1. Peak Pulse Power Rating Curve

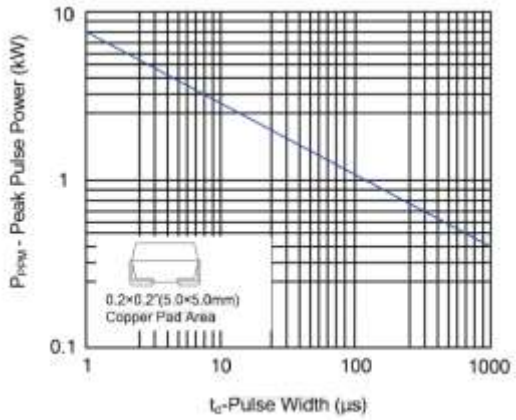

Figure 2 Pulse Derating Curve

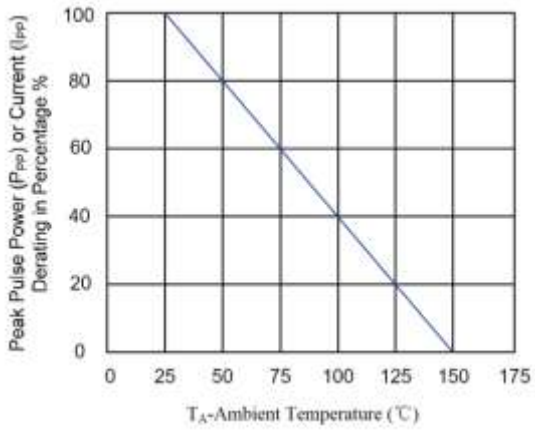

Figure 3 Pulse Waveform

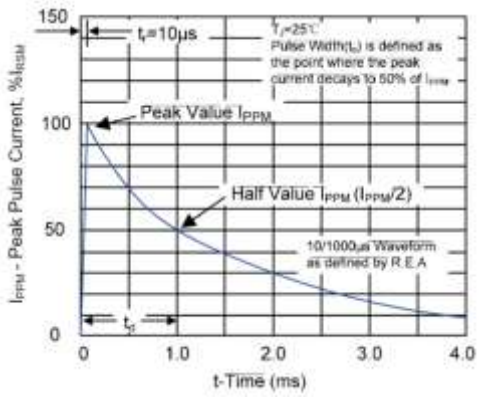

Figure 4 Typical Junction Capacitance

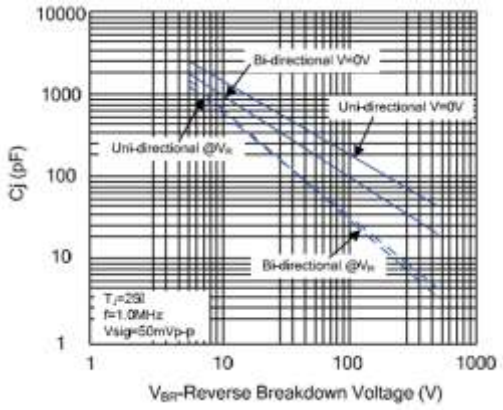

Figure 5 Steady State Power Dissipation Derating Curve

Figure 6 Maximum Non-Repetitive Forward Surge Current Uni-Directional Only

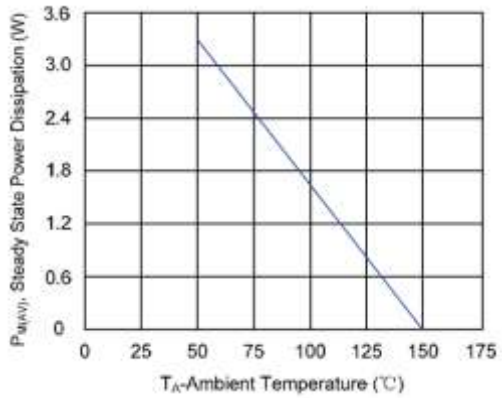

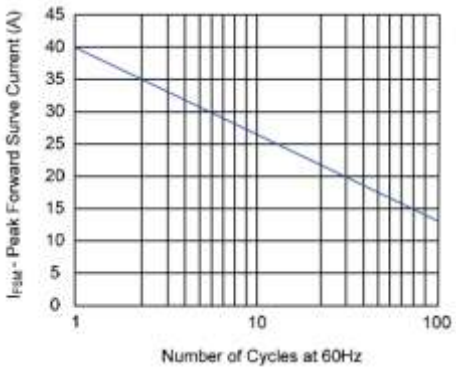

7. Dimension (SOD-123F)

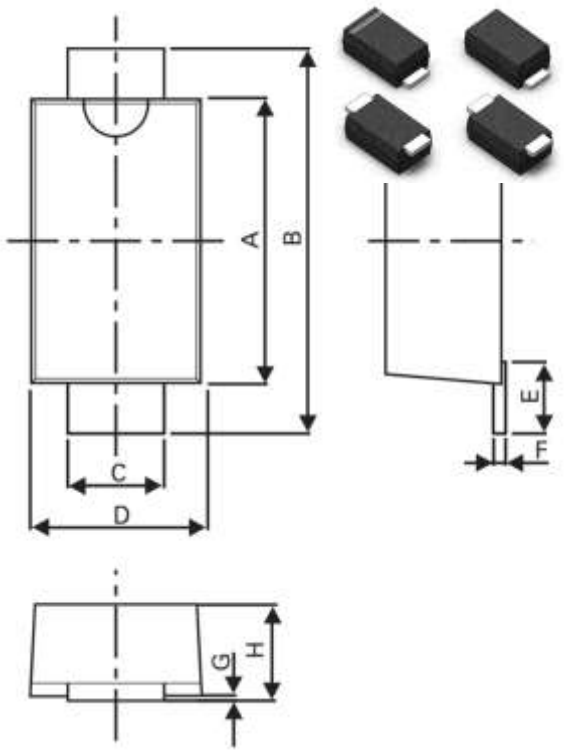

	Millimeters		Inches	
Dimensions	Min	Max	Min	Max
A	2.5	3.05	0.0984	0.1201
B	3.35	4.05	0.1319	0.1594
C	0.7	1.2	0.0275	0.0472
D	1.5	2	0.0591	0.0787
E	0.35	0.95	0.0138	0.0374
F	0.05	0.26	0.002	0.0102
G	0	0.2	0	0.0079
H	0.70	1.35	0.0276	0.0531

8. Packaging

Part number	Component Package	Quantity	Packaging Option	Packaging Specification

Copyright© ElecSuper Incorporated

PTVSXXVS1UR,115(ES)	SOD-123F	3000	Tape & Reel – 8mm tape/7" reel	EIA RS-481

DISCLAIMER

ELECSUPER SUPERTVS PROVIDES TECHNICVS1UR,115(ES) AND RELIABILITY DATA (INCLUDING DATASHEETS), DESIGN RESOURCES (INCLUDING REFERENCE DESIGNS), APPLICATION OR OTHER DESIGN ADVICE, SAFETY INFORMATION, AND OTHER RESOURCES "AS IS" AND WITH VS1UR,115(ES)L FAULTS, AND DISCLAIMS VS1UR,115(ES)L WARRANTIES, EXPRESS AND IMPLIED, INCLUDING WITHOUT LIMITATION ANY IMPLIED WARRANTIES OF MERCHANTABILITY, FITNESS FOR A PARTICULAR PURPOSE OR NON-INFRINGEMENT OF THIRD PARTY INTELLECTUVS1UR,115(ES) PROPERTY RIGHTS.

These resources are intended for skilled developers designing with ElecSuper products. You are solely responsible for
(1) selecting the appropriate ElecSuper products for your application;
(2) designing, validating and testing your application;
(3) ensuring your application meets applicable standards, and any other safety, security, or other requirements.
These resources are subject to change without notice. ElecSuper grants you permission to use these resources only for development of an application that uses the ElecSuper products described in the resource. Other reproduction and display of these resources are prohibited. No license is granted to any other ElecSuper intellectual property right or to any third party intellectual property right. ElecSuper disclaims responsibility for, and you will fully indemnify ElecSuper and its representatives against, any claims, damages, costs, losses, and liabilities arising out of your use of these resources. ElecSuper's products are provided subject to ElecSuper's Terms of Sale or other applicable terms available either on www.elecsuper.com or provided in conjunction with such ElecSuper products. ElecSuper's provision of these resources does not expand or otherwise alter ElecSuper's applicable warranties or warranty disclaimers for ElecSuper products.

Copyright© ElecSuper Incorporated