CHINA BASE INTERNATIONAL

SMB
SS52B-SS520B

www.china-base.com.hk

SS52B THRU SS520B

Surface Mount General Purpose Rectifier

essential information; basic information

Features

- Low profile package
- Ideal for automated placement
- Glass passivated chip junction

Typical Applications

For use in general purpose rectification of powersupplies, inverters, converters, and freewheeling diodes for consumer, and telecommunication.

Mechanical Data

- Package: DO-214AA (SMB)

Molding compound meets UL 94 V-0 flammabilityrating, RoHS-compliant

- Terminals: Tin plated leads, solderable perJ-STD-002 and JESD22-B102
- Polarity: Cathode line denotes the cathode end



Maximum Ratings (Ta=25℃ Unless otherwise specified）

PARAMETER	SYMBOL	UNIT	SS52B	SS54B	SS56B	SS58B	SS510B	SS515B	SS520B
Maximum Repetitive peak reverse voltage	VRRM	V	20	40	60	80	100	150	200
Average rectified output current@60Hz sine wave, resistance load, TL (Fig.1)	IO	A	5.0						
Forward Surge Current (Non-repetitive)@60Hz Half-sine wave,1 cycle, Tj=25℃	IFSM	A	80						
Storage temperature	Tstg	℃	-55 ~ +150						
Junction temperature	Tj	℃	-55 ~ +125		-55 ~ +150				
Maximum instantaneous forward voltage drop per diode	VF （IFM=5.0A）	V	0.6		0.7	0.85		0.9	
Maximum DC reverse current at rated DC blocking voltage per diode @VRM=VRRM	IR（Tj =25℃）	mA	0.5			0.1			
	IR（Tj =100℃）		10			5			

Copyright © All right reserved： Heyuan China Base Electronics Technology Co., Ltd.

Characteristics (Typical)

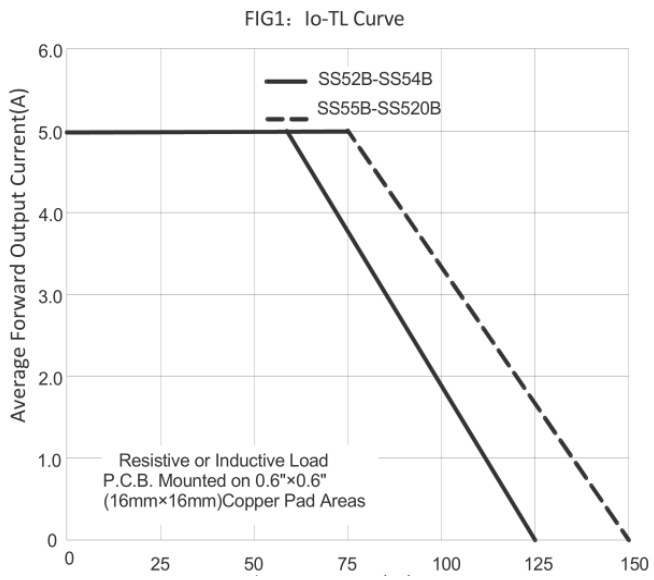

Lead Temperature (℃)

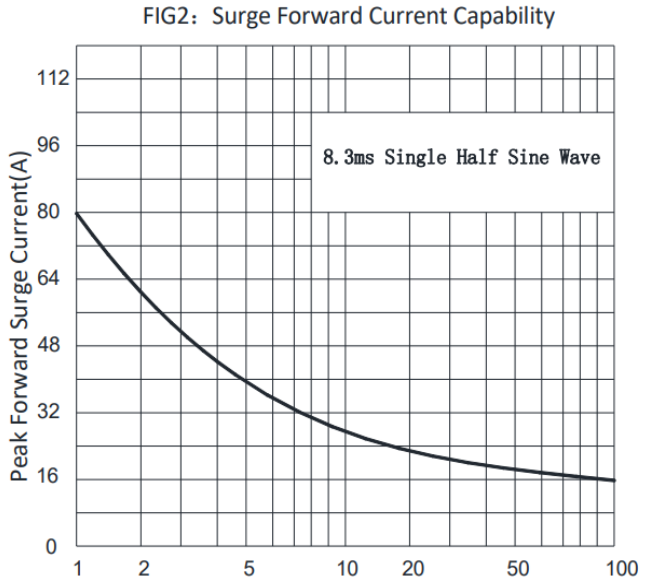

Number of Cycles

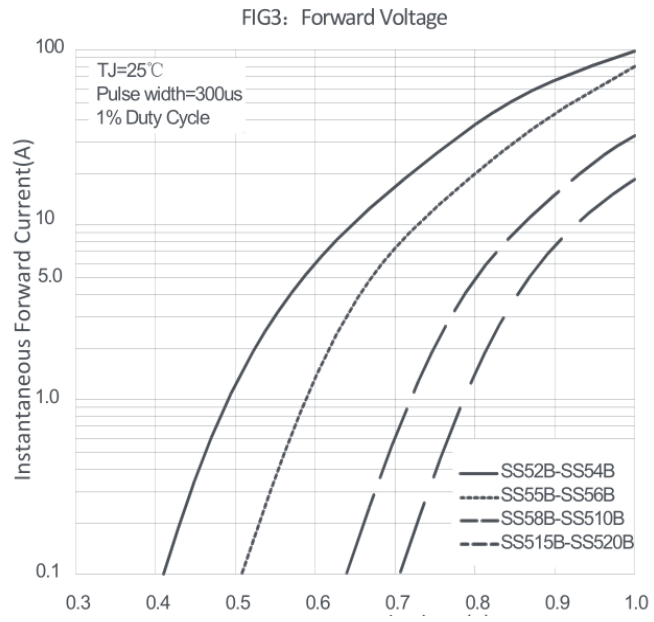

Instantaneous Forward Voltage(V)

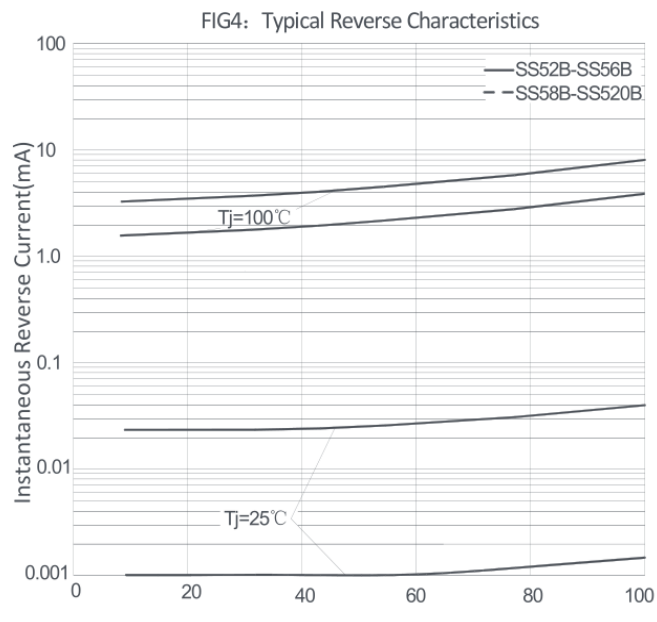

Percent of Rated Peak Reverse Voltage (%)

Ordering Information (Example)

type specification	manner of packin	MINIMUM PACKAGE(pcs)	INNER BOX QUANTITY(pcs)	OUTER CARTON QUANTITY(pcs)	DELIVERY MODE
SS52B-SS520B（SMB）	T/B	3000	6000	60000	13” reel

Copyright © All right reserved： Heyuan China Base Electronics Technology Co., Ltd.

Outline Dimensions

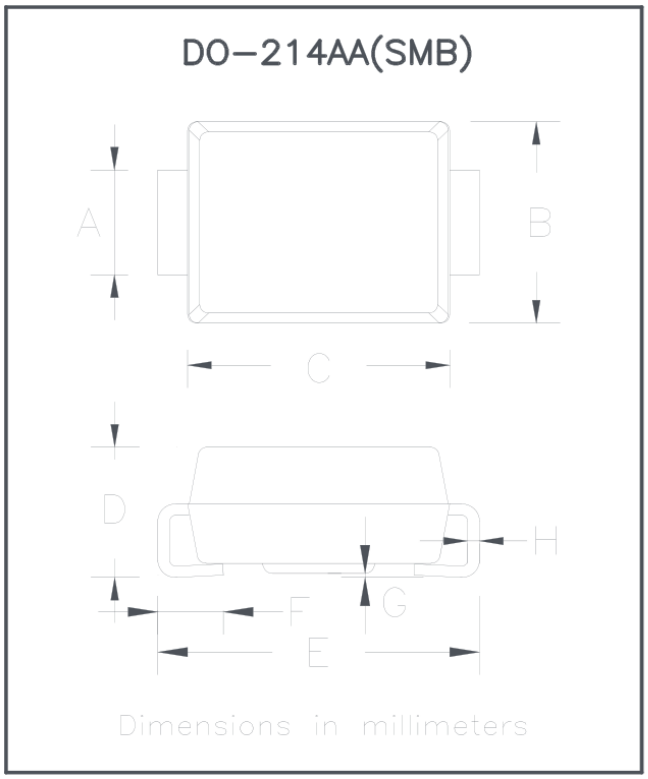

DO-214AA(SMB)		
Dim	Min	Max
A	1.85	2.15
B	3.30	3.94
C	4.05	4.75
D	1.99	2.61
E	5.21	5.59
F	0.90	1.41
G	0.10	0.20
H	0.15	0.31

Disclaimer

The information presented in this document is for reference only. right to make changes without notice for the specification of the products displayed herein to improve reliability, function or designor otherwise.

The product listed herein is designed to be used with ordinary electronic equipment or devices, and not designed to be used withequipment or devices which require high level of reliability and the malfunction of with would directly endanger human life (such asmedical instruments, transportation equipment, aerospace machinery, nuclear-reactor controllers, fuel controllers and other safetydevices), chenglitai or anyone on its behalf, assumes no responsibility or liability for any damages resulting from such improper useof sale.

This publication supersedes & replaces all information previously supplied. or consult your nearest chenglitai's sales office for further assistance.

Copyright © All right reserved： Heyuan China Base Electronics Technology Co., Ltd.