RoHS

REV	ECN NO.	DESRIPTION	DESIGN	APPROVAL	DATE
A1	NEW	新版发行			2025.07.01

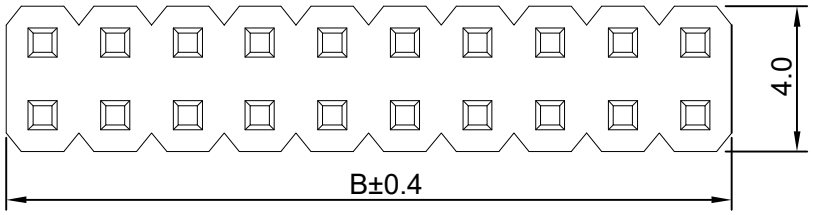

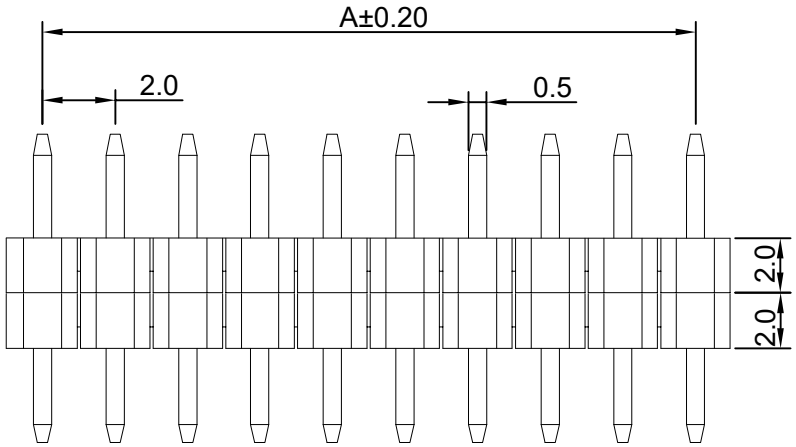

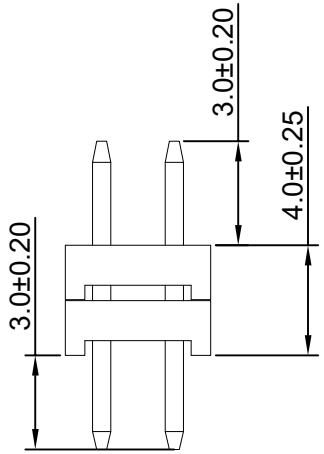

SPECIFICATIONS
1. Current rating: 2A
2. Temperature range: -40°C ~ +105°C
3. Insulation resistance: 1000MΩ Min.
4. Withstanding voltage: 600V AC/ minute.
5. Contact resistance: 20mΩ Max.

Material:
Insulator Material:PA6T (UL 94V-0) Black
Contact Material:Brass
Plating:Matte Tin or gold plated over Nickel
Mate with XFCN PM200 Double Row series

Ordering Code:
PZ200V-22-XX-A30-1000
1 2
1.序列号
2.Pin位数: 2x02=04P
2x10=20P
2x20=40P

No.of PIN/ROW	Dimension A	B
2x02	2.00	4.00
2x03	4.00	6.00
2x04	6.00	8.00
2x05	8.00	10.00
2x06	10.00	12.00
2x07	12.00	14.00
2x08	14.00	16.00
2x09	16.00	18.00
2x10	18.00	20.00
2x11	20.00	22.00
2x12	22.00	24.00
2x13	24.00	26.00
2x14	26.00	28.00
2x15	28.00	30.00
2x16	30.00	32.00
2x17	32.00	34.00
2x18	34.00	36.00
2x19	36.00	38.00
2x20	38.00	40.00
2x21	40.00	42.00
2x22	42.00	44.00
2x23	44.00	46.00
2x24	46.00	48.00
2x25	48.00	50.00
2x26	50.00	52.00
2x27	52.00	54.00
2x28	54.00	56.00
2x29	56.00	58.00
2x30	58.00	60.00
2x31	60.00	62.00
2x32	62.00	64.00
2x33	64.00	66.00
2x34	66.00	68.00
2x35	68.00	70.00
2x36	70.00	72.00
2x37	72.00	74.00
2x38	74.00	76.00
2x39	76.00	78.00
2x40	78.00	80.00

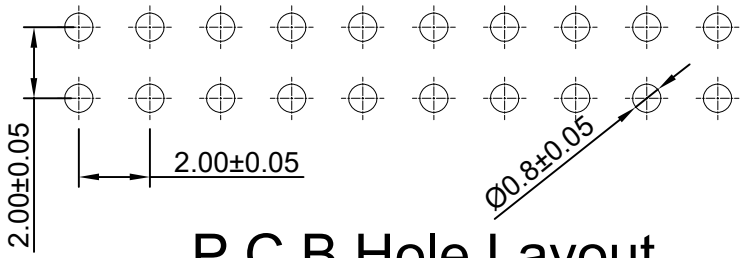

P.C.B Hole Layout

X.±0.50	X.°±
.X±0.25	.X°±
.XX±0.15	.XX°±
.XXX±0.10	.XXX°±
UNITS:	mm

THESE DRAWINGS AND SPECIFICATIONS ARE THE PROPERTY OF XFCN AND SHALL NOT BE REPRODUCED,COPIED OR CUED IN ANY MANNER WITHOUT THE PRIOR WRITTEN CONSENT OF XFCN

PART NO: PZ200V-22-XX-A30-1000		XFCN兴飞连接器		
TITLE: 2.00mm Pin Header Connectors		0769-82001899		
		www.xfconn.com		
		DWG NO: /		
APPD	Chen ZhiQiang			
CHKD	Liu Wei	VIEW		
DRAW	Chen HongJiang	SCALE	SHEET	REV
DATE	2025.07.01	NONE	1/1	A1