5747190-1 ✔ ACTIVE

AMPLIMITE | AMPLIMITE HD-20

TE Internal #: 5747190-1

PCB D-Sub Connectors, Receptacle, Board-to-Board, 9 Position, 2.74 mm [.108 in] Centerline, 2 Row, 1 Connector Shell Size, Square, AMPLIMITE HD-20

View on TE.com >

Connectors > D-Shaped Connectors > D-Sub Connectors > PCB D-Sub Connectors > D-Sub Receptacle Assembly: Vertical, Shell Size 1, 2.74mm







Connector & Housing Type: **Receptacle**

Connector System: **Board-to-Board**

Number of Positions: **9**

Centerline (Pitch): **2.74 mm [.108 in]**

Number of Rows: **2**

All D-Sub Receptacle Assembly: Vertical, Shell Size 1, 2.74mm (59)

Features

Product Type Features

Shell Material Configuration	Full Metal Shell
Connector & Housing Type	Receptacle
Connector System	Board-to-Board
Connector Shell Size	1
Connector & Contact Terminates To	Printed Circuit Board

Configuration Features

Number of Positions	9
Number of Rows	2
PCB Mount Orientation	Vertical

Body Features

Insert Material	Thermoplastic
Shell Plating Material	Tin

Primary Product Color	Black
Connector Profile	High

Contact Features

Contact Mating Area Plating Material	Gold Flash
Contact Underplating Material	Nickel
PCB Contact Termination Area Plating Material	Tin
Contact Base Material	Phosphor Bronze
Contact Shape & Form	Square
Contact Current Rating (Max)	6 A

Termination Features

Square Termination Post & Tail Dimension	.63 mm[.025 in]
Termination Post & Tail Length	3.18 mm[.125 in]
Termination Method to Printed Circuit Board	Through Hole - Solder

Mechanical Attachment

Mounting Hole Diameter	3.05 mm[.12 in]
PCB Mount Retention	With
PCB Mount Retention Type	Mounting Hole
Mating Retention	With
Mating Retention Type	Clinch Nut, 4-40 UNC
Connector Mounting Type	Board Mount

Housing Features

Shell Material	Carbon Steel
Housing Material	Nylon GF, PBT GF
Centerline (Pitch)	2.74 mm[.108 in]

Dimensions

PCB Thickness (Recommended)	1.57 – 2.36 mm[.062 – .093 in]
Row-to-Row Spacing	2.84 mm[.112 in]

Usage Conditions

Operating Temperature Range	-55 – 105 °C[-67 – 221 °F]

Operation/Application

Circuit Application	Signal

Industry Standards

UL Flammability Rating	UL 94V-0

Packaging Features

Packaging Quantity	17
Packaging Method	Tube

Product Compliance

For compliance documentation, visit the product page on TE.com>

EU RoHS Directive 2011/65/EU	Compliant
EU ELV Directive 2000/53/EC	Compliant
China RoHS 2 Directive MIIT Order No 32, 2016	No Restricted Materials Above Threshold
EU REACH Regulation (EC) No. 1907/2006	Current ECHA Candidate List: JUNE 2023 (235) Candidate List Declared Against: JUNE 2023 (235) Does not contain REACH SVHC
Halogen Content	Not Low Halogen - contains Br or Cl > 900 ppm.
Solder Process Capability	Wave solder capable to 265°C

Product Compliance Disclaimer

This information is provided based on reasonable inquiry of our suppliers and represents our current actual knowledge based on the information they provided. This information is subject to change. The part numbers that TE has identified as EU RoHS compliant have a maximum concentration of 0.1% by weight in homogenous materials for lead, hexavalent chromium, mercury, PBB, PBDE, DBP, BBP, DEHP, DIBP, and 0.01% for cadmium, or qualify for an exemption to these limits as defined in the Annexes of Directive 2011/65/EU (RoHS2). Finished electrical and electronic equipment products will be CE marked as required by Directive 2011/65/EU. Components may not be CE marked. Additionally, the part numbers that TE has identified as EU ELV compliant have a maximum concentration of 0.1% by weight in homogenous materials for lead, hexavalent chromium, and mercury, and 0.01% for cadmium, or qualify for an exemption to these limits as defined in the Annexes of Directive 2000/53/EC (ELV). Regarding the REACH Regulation, the information TE provides on SVHC in articles for this part number is based on the latest European Chemicals Agency (ECHA) 'Guidance on requirements for substances in articles' posted at this URL: https://echa.europa.eu/guidance-documents/guidance-on-reach

Compatible Parts



TE Part # 1-747944-6
KIT,PLUG,9P,HDE,SHLD ENCLSRE



TE Part # 2-745492-0
PLUG ASSY,9P,HDE,MS



TE Part # 206509-1
SIZE 20 KEYING PLUG

Also in the Series | AMPLIMITE HD-20



PCB D-Sub Connectors(353)

Customers Also Bought



TE Part #5745959-1
25 PLUG SP/MS CNUT



TE Part #5749014-1
9 PLUG W/INDENTS & C NUTS



TE Part #5104338-5
A/L LOW PRO HDR 24P VERT HT



TE Part #5530843-2
CONN SEC II 15 POS 100C/L



TE Part #1-770186-1
12P MINI UMNL ASSY VO SNAU LF



TE Part #535032-4
096 EURO TYPE C RECEPT AP ASSY



TE Part #5-102203-1
04 MODII HDR SRRA SHRD LF



TE Part #5-66461-4
SKT,.062 DIA,.025 SQ POST,LP



TE Part #4-641207-4
14P MTA156 HDR ASSY FL RA LF

Documents

Product Drawings

09 RCPT SP/MS CNUT

English

CAD Files

3D PDF

3D

Customer View Model

ENG_CVM_CVM_5747190-1_B.2d_dxf.zip

English

Customer View Model

ENG_CVM_CVM_5747190-1_B.3d_igs.zip

English

Customer View Model

ENG_CVM_CVM_5747190-1_B.3d_stp.zip

English

By downloading the CAD file I accept and agree to the **Terms and Conditions** of use.

Datasheets & Catalog Pages

AMPLIMITE Subminiature D Connectors - Straight Posted Connectors

English

Product Specifications

Application Specification

English

Agency Approvals

UL Report

English