Features

- 2-pin lead-less package
- Junction capacitance (Max value: 12pF)
- Peak Pulse Current (8/20μs): 8A
- IEC61000-4-2 (ESD) ±30kV (air), ±30kV (contact)
- Low clamping voltage
- Low leakage current
- Working voltages:12V
- RoHS Compliant

Mechanica Characteristics

- Package: DFN1006
- Lead Finish:Matte Tin
- Case Material: “Green” Molding Compound.
- UL Flammability Classification Rating 94V-0
- Moisture Sensitivity: Level 3 per J-STD-020
- Tape Reel :10000pcs

Appearance & Symbo





Bi-directional

Applications

- Cellular Handsets and Accessories
- Personal Digital Assistants,Notebooks and Handhelds
- Portable Instrumentation,Digital Cameras
- Peripherals, Audio Players
- Industrial Equipment

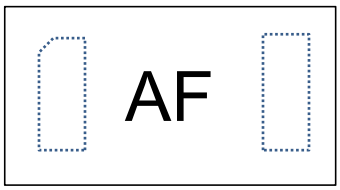

AF=Marking Code

Absolute Maximum Ratings (T=25ºC, RH=45%-75%, unless otherwi

Parameters	Symbol	Value	Unit
Peak Pulse Power (tp=8/20μs waveform)	P_{PP}	200	W
Peak Pulse Current (8/20μs)	I_{PP}	8	A
ESD per IEC 61000−4−2 (Air) ESD per IEC 61000−4−2 (Contact)	V_{ESD}	±30 ±30	KV
Operating Temperature Range	T_J	−55 to +125	°C
Storage Temperature Range	Tstg	−55 to +150	°C

Electrical Characteristics (T=25ºC, RH=45%-75%, unless otherwise noted

Parameter	Symbol	Test Condition	Min	Typ	Max	Unit
Reverse Working Voltage	V_{RWM}				12	V
Reverse Breakdown Voltage	V_{BR}	I_R = 1mA	12.6		15.8	V
Reverse Leakage Current	I_R	V_R = 12V			0.2	uA
Clamping Voltage	V_C	I_{PP} = 1A,T_P=8/20us			15.5	V
Clamping Voltage	V_C	I_{PP} = 8A,T_P=8/20us			25.5	V
Junction Capacitance	C_J	V_R =0V,f =1MHz			12	pF

Typical Characteristics

FIG1：Power rating derating curve

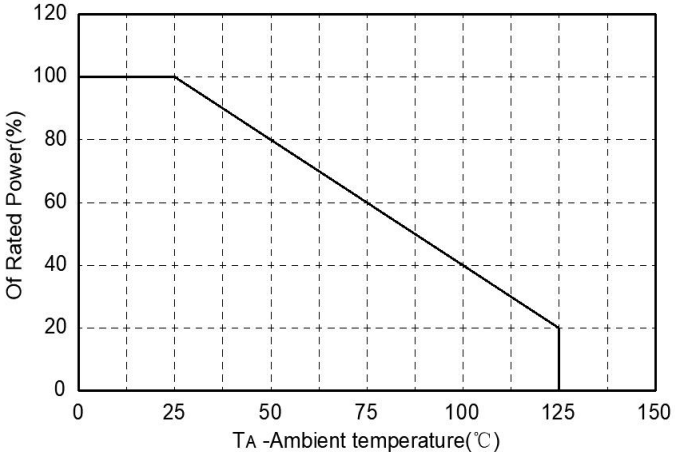

FIG2： pulse Waveform

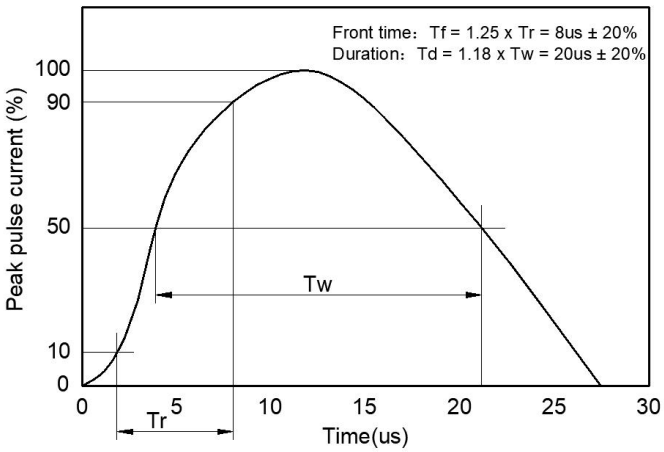

FIG3：Capacitance between terminals characteristics

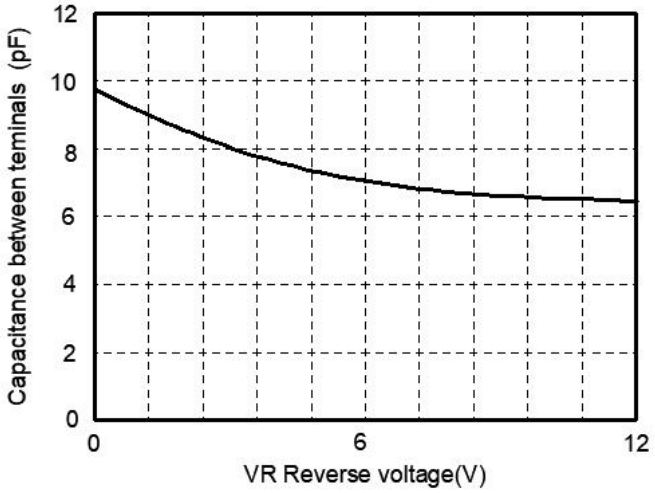

FIG4: Clamping Voltage vs. Peak Pulse Current

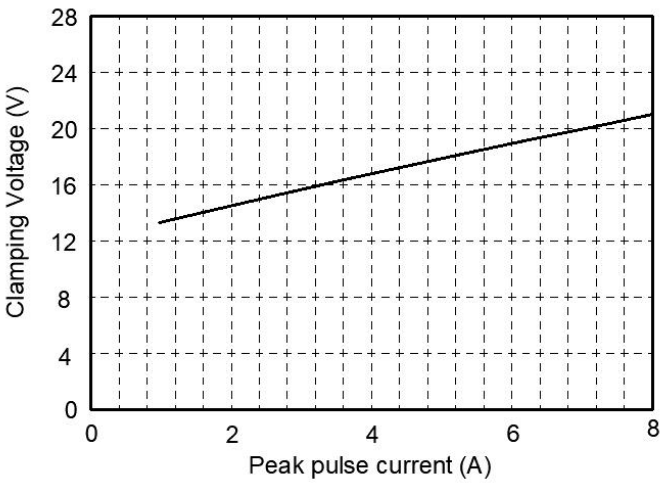

Soldering parameters

Reflow Condition		Pb-Free assembly see as bellow
Pre Heat	-Temperature Min ($T_{s(min)}$)	+150℃
	-Temperature Max($T_{s(max)}$)	+200℃
	-Time (Min to Max) (ts)	60-180 secs.
Average ramp up rate (Liquid us Temp (T_L) to peak)		3℃/sec. Max
$T_{s(max)}$ to T_L - Ramp-up Rate		3℃/sec. Max
Reflow	-Temperature(T_L) (Liquid us)	+217℃
	-Temperature(t_L)	60-150 secs.
Peak Temp (T_p)		+260(+0/-5)℃
Time within 5℃ of actual Peak Temp (t_p)		30 secs. Max
Ramp-down Rate		6℃/sec. Max
Time 25℃ to Peak Temp (T_P)		8 min. Max
Do not exceed		+260℃

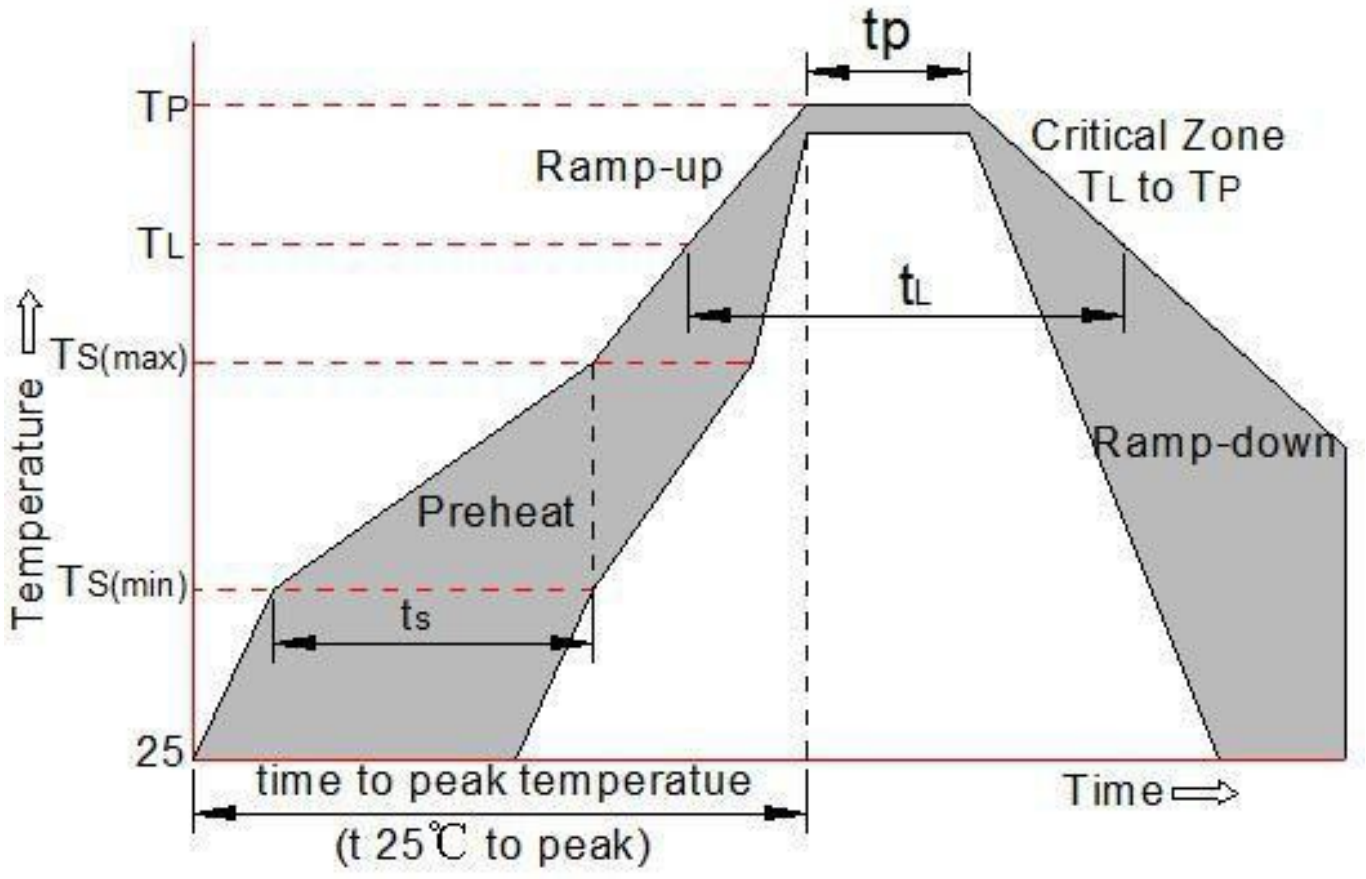

Package mechanical data

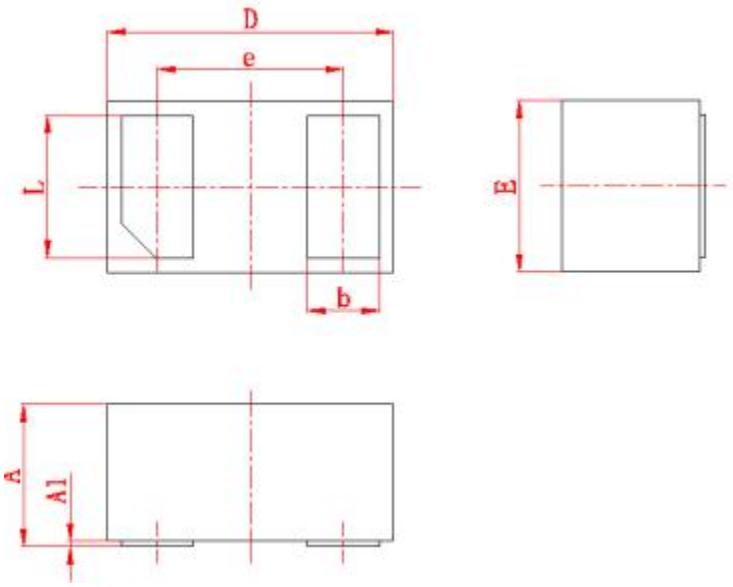

Symbol	Dimension in Millimeters	
	min	max
A	0.4	0.5
A1	0	0.05
D	0.9	1.1
E	0.55	0.65
e	(0.65)	
b	0.2	0.3
L	0.34	0.55

Suggested Land Pattern

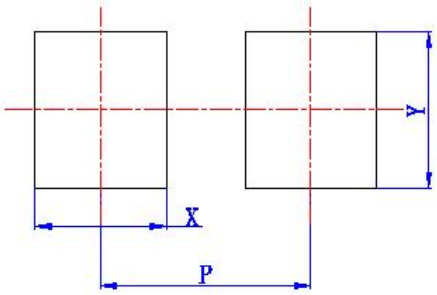

Symbol	Dimension in Millimeters
	typ
X	(0.5)
Y	(0.7)
P	(0.8)