NRSA Series

SMD Power Inductors For Automotive

Size 4030



FEATURES

- Magnetic shield type wound inductor for power circuits using a ferrite magnetic material
- High magnetic shield construction and compatible with high-density mounting.
- Larger current and lower Rdc were achieved by optimizing the ferrite core figure.
- Operating temperature: –55 to +125°C(including self-temperature rise)
- AEC-Q200 qualified
- Quantity: 2000pcs

APPLICATION

- Car navigation, car stereo and car accessories only

Dimensions: [mm]

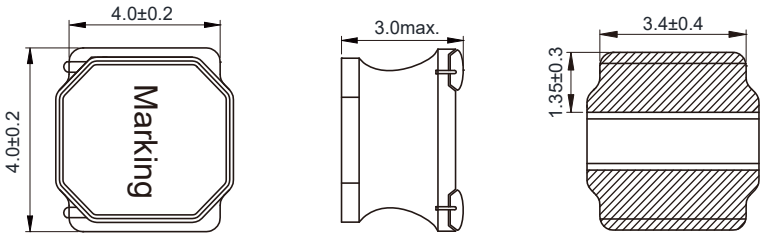

Land Pattern: [mm]

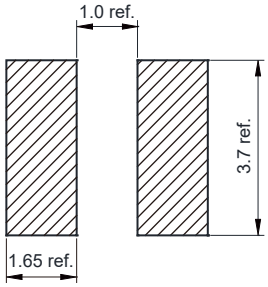

Electrical Properties:

Part No	L@100KHz/1V (μH)	Tolerance	I_{SAT} Typ. (A)	I_R Typ. (A)	R_{DC} ±20% (mΩ)
NRSA4030-R68N	0.68	±30%	6.80	4.60	10
NRSA4030-1R0M	1.0	±20%	5.30	4.20	14
NRSA4030-1R5M	1.5	±20%	4.90	3.40	20
NRSA4030-2R2M	2.2	±20%	4.90	3.00	30
NRSA4030-3R3M	3.3	±20%	3.30	2.40	40
NRSA4030-4R7M	4.7	±20%	2.90	2.05	60
NRSA4030-5R6M	5.6	±20%	2.60	1.95	65
NRSA4030-6R8M	6.8	±20%	2.75	1.80	90
NRSA4030-8R2M	8.2	±20%	2.10	1.60	90
NRSA4030-100M	10	±20%	2.00	1.50	100
NRSA4030-120M	12	±20%	1.80	1.30	135
NRSA4030-150M	15	±20%	1.70	1.20	190
NRSA4030-180M	18	±20%	1.50	1.10	200
NRSA4030-220M	22	±20%	1.30	1.00	225
NRSA4030-330M	33	±20%	1.10	0.85	330
NRSA4030-470M	47	±20%	0.95	0.72	530

I_R will cause the coil temperature rise approximately Δt40℃

I_{SAT} will cause L to drop approximately 30% .

Typical Electrical Characteristics:

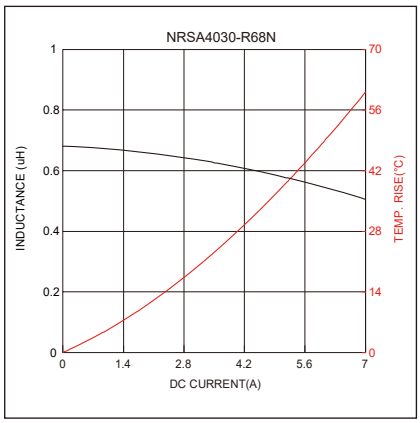

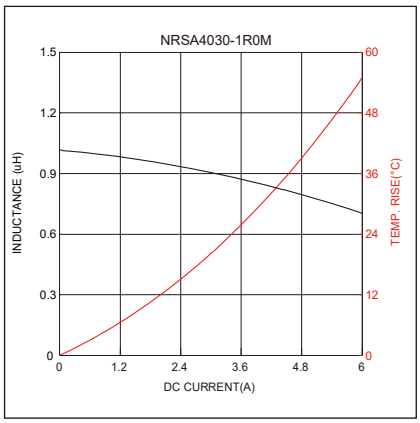

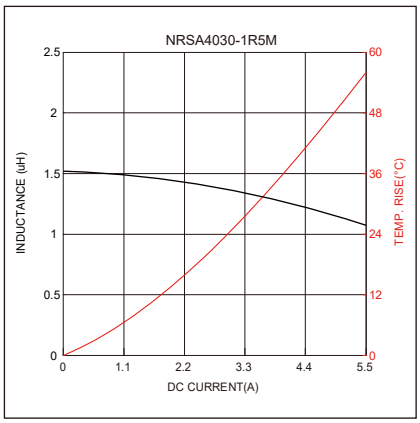

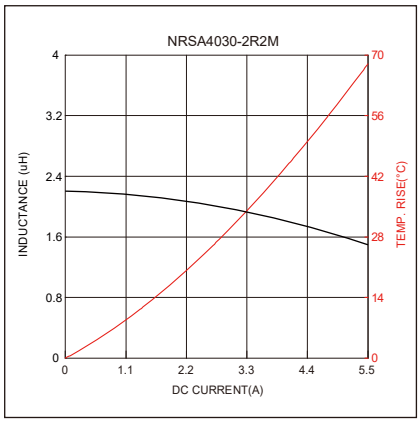

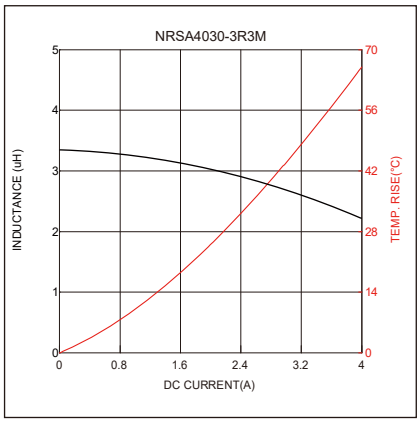

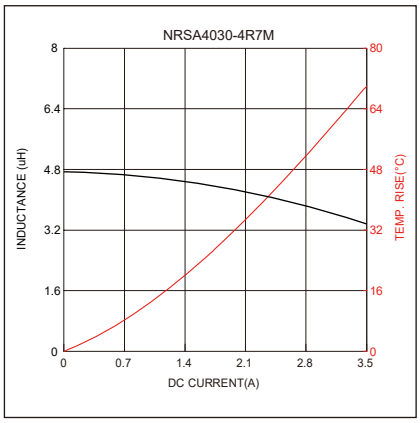

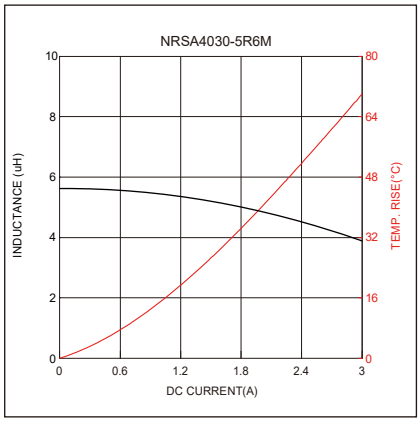

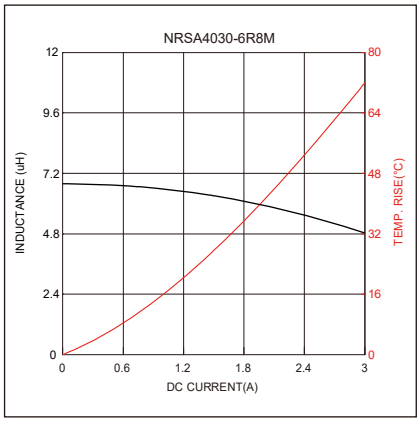

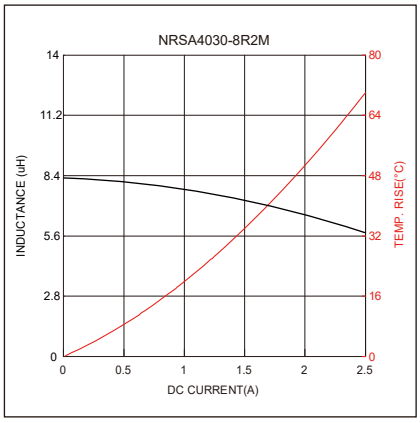

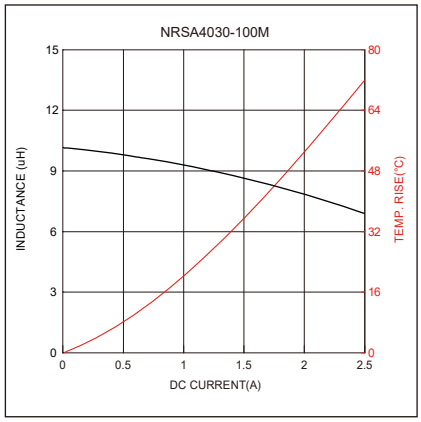

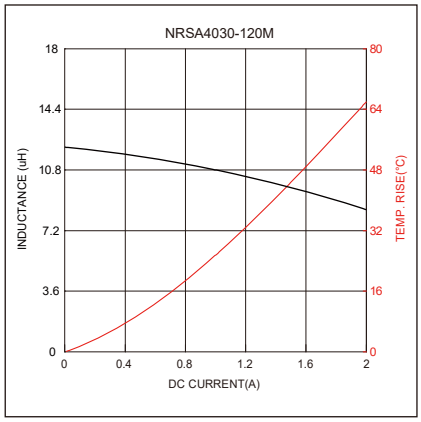

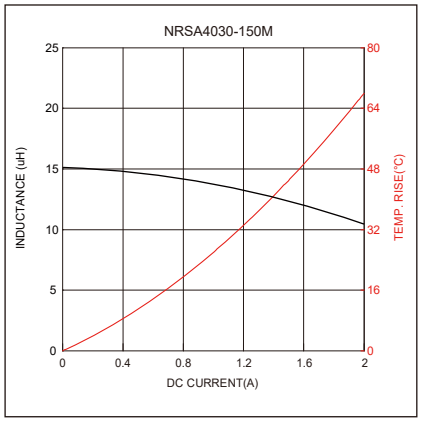

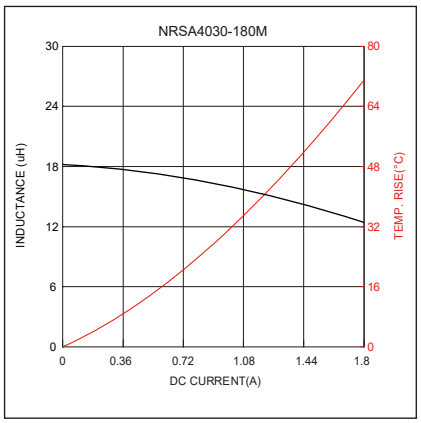

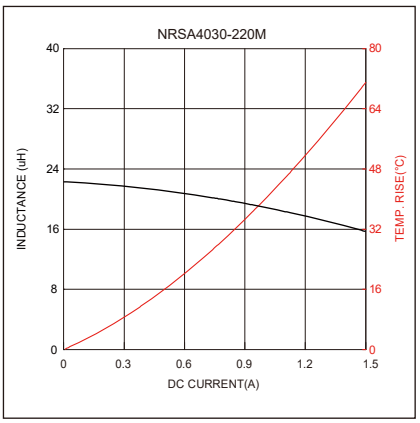

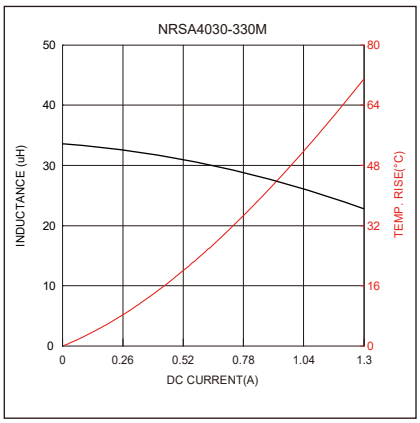

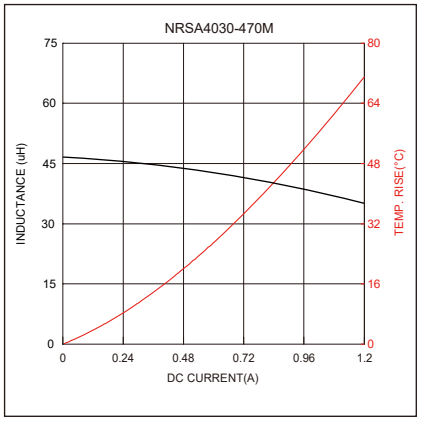

KOHER Electronics
F9, No. 4188, Huaning Rd, Minhang District, Shanghai
021-34753361 Contact@kohergroup.com

Soldering Reflow:

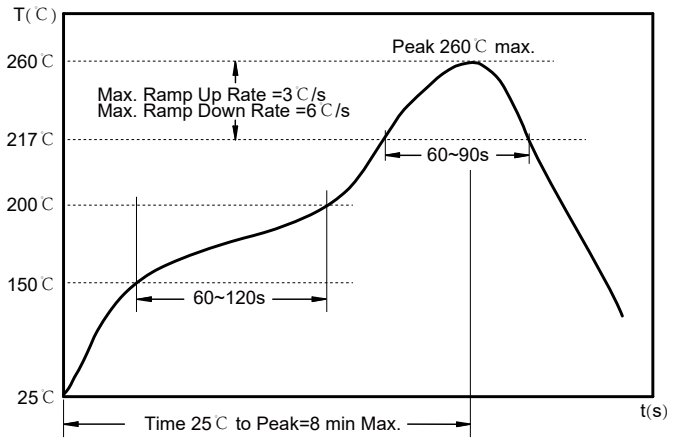

Preheat condition: 150 ~200℃/ 60~120 sec.

Allowed time above 217℃: 60~90 sec.

Max temperature: 260℃.

Allowed Reflow time: 2x max.

Packaging Information:

Tape Dimension:

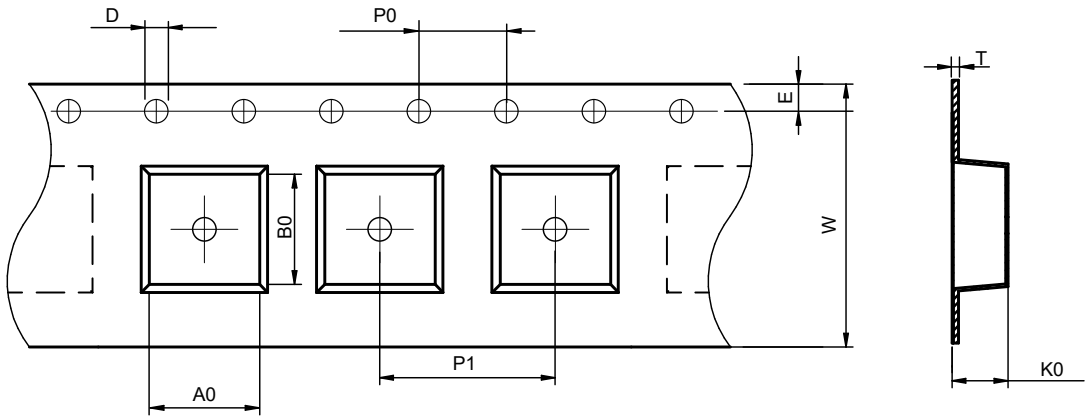

Series	A0 (mm)	B0 (mm)	D (mm)	P0 (mm)	P1 (mm)	W (mm)	K0 (mm)	E (mm)	T (mm)
NRSA4030	4.25±0.1	4.25±0.1	1.5±0.1	4.0±0.1	8.0±0.1	12.0±0.3	3.25±0.1	1.75±0.1	0.40±0.05

Peel force of top cover tape:

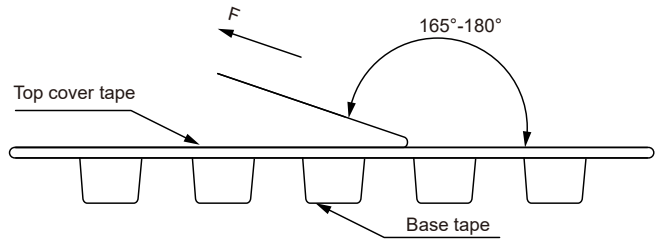

The peel force of top cover tape shall be between 0.3 to 1.17 N

Product Marking:

Marking	Printing (Inductance)

Reel Dimension：[mm]

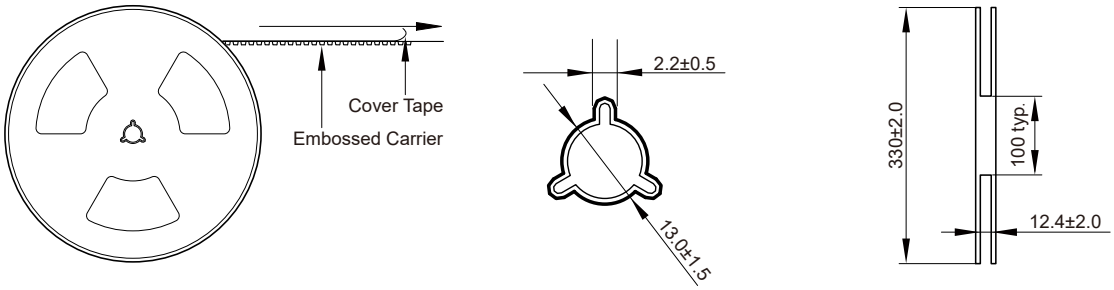

Packaging Quantity:

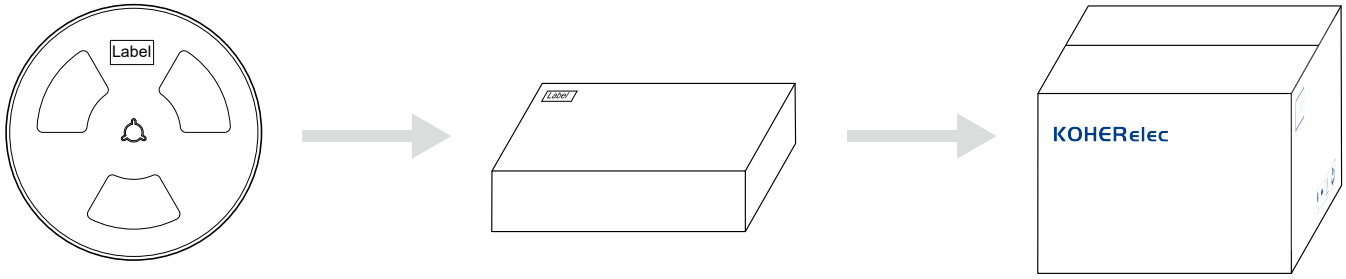

2000 Pcs/Reel

3 Reel /Inner box(6K Pcs)

3 Inner box/Carton box(18K Pcs)

Cautions and Warnings:

Storage Conditions：

- The storage period is within 12 months after the completion of production. Be sure to follow the storage conditions (temperature: -5 to 35°C, humidity: 75% RH Max).If the storage period elapses, the soldering of the terminal electrodes may deteriorate.The warranty period is one year.
- Product should not be exposed to environment with high temperature, high humidity, dust, corrosive gas and etc.
- Products should be handled with care to avoid damage or contamination from perspiration and skin oils.
- Please always handle products carefully to prevent any damage caused by dropping down or inappropriate removing.

Operation Instructions:

- Self heating (temperature increase) occurs when the power is turned ON, so the tolerance should be sufficient for the set thermal design.
- Before soldering, be sure to preheat components.The preheating temperature should be set so that the temperature difference between the solder temperature and chip temperature does not exceed 150°C.
- Soldering corrections after mounting should be within the range of the conditions determined in the specifications.If overheated, a short circuit, performance deterioration, or lifespan shortening may occur.
- Generally, Koher might not be familiar with either customer's specific application or actual requests as customer does.As a result customer shall be responsible for checking and confirming whether Koher product with the performance described in the product specification is suitable for using in customer's particular application or not.