FBA Series
Chip Ferrite Bead SMD Type
Size 0402



FEATURES
- Noise reduction solution for general signal line.
- Various frequency characteristics with 2 materials of different features for countermeasures against everything from general signals to high-speed signals
- AEC-Q200 qualified
- Operating temperature:-55°to +150°C
- Quantity: 10000pcs

APPLICATION
- Signal line filter for body controls,and car multimedia etc.

Dimensions: [mm]

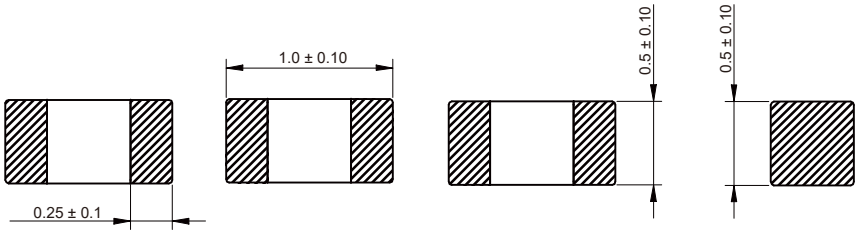

Land Pattern: [mm]

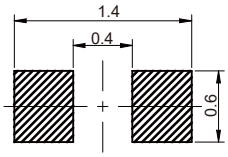

Electrical Properties:

Part No	Impedance @ 100MHz (Ω)	Tolerance	DC Resistance Max. (Ω)	Rated Current Max. (mA)
FBA0402-300-301R	30	±25%	0.20	300
FBA0402-600-101R	60	±25%	0.30	100
FBA0402-600-301R	60	±25%	0.25	300
FBA0402-121-800R	120	±25%	0.45	80
FBA0402-121-401R	120	±25%	0.30	400
FBA0402-121-501R	120	±25%	0.30	500
FBA0402-151-101R	150	±25%	0.30	100
FBA0402-221-500R	220	±25%	0.60	50
FBA0402-221-101R	220	±25%	0.40	100
FBA0402-301-500R	300	±25%	0.75	50
FBA0402-301-101R	300	±25%	0.50	100
FBA0402-471-101R	470	±25%	0.65	100
FBA0402-601-800R	600	±25%	0.80	80
FBA0402-601-301R	600	±25%	0.80	300
FBA0402-102-251R	1000	±25%	1.25	250
FBA0402-102-301R	1000	±25%	1.20	300
FBA0402-102-500R	1000	±25%	1.20	50

I_R refering to 20K self-heating above ambient temperature

Typical Electrical Characteristics:

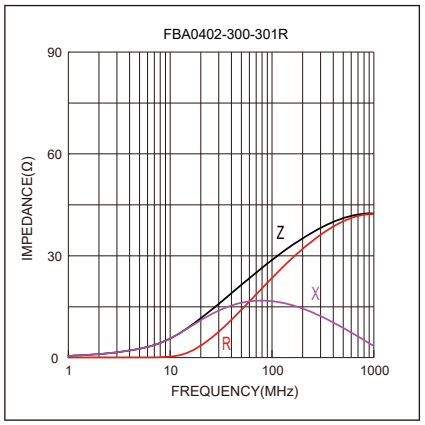

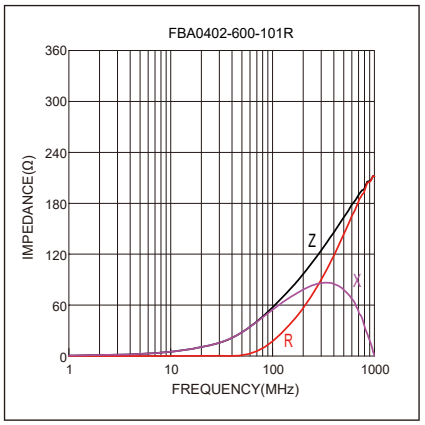

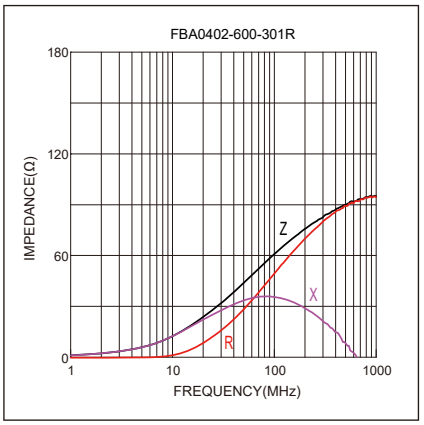

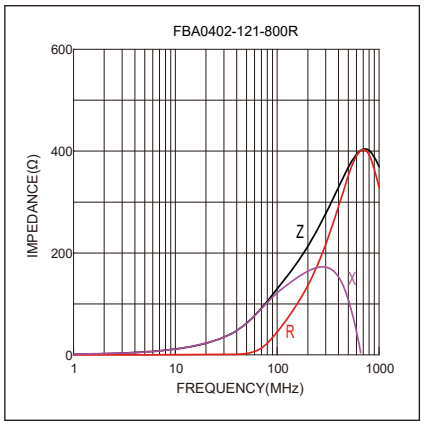

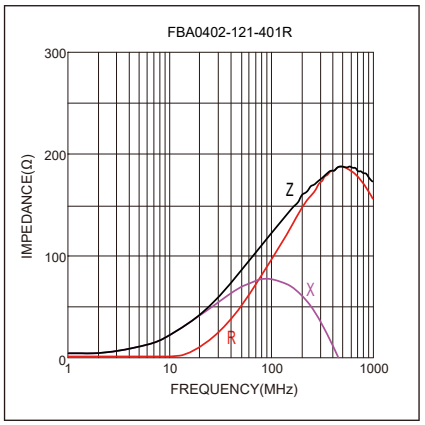

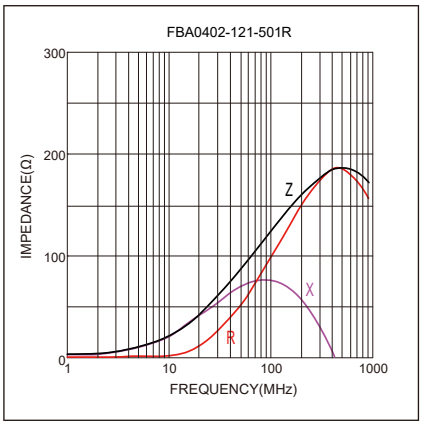

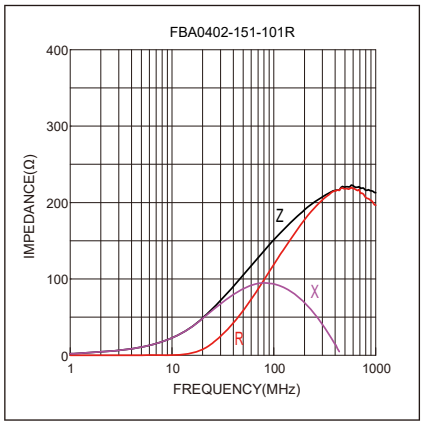

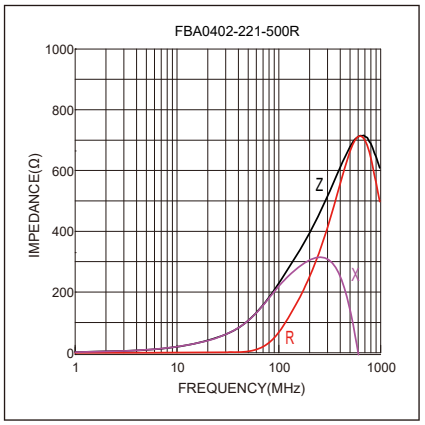

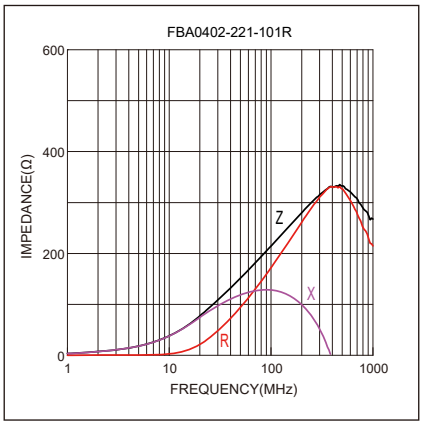

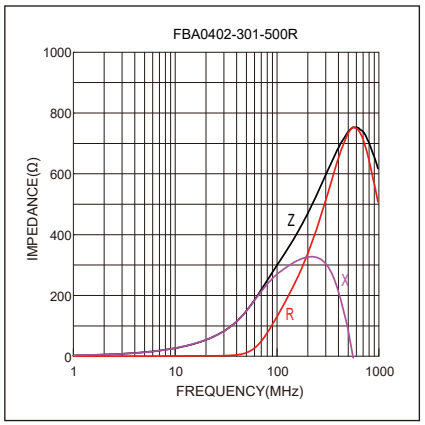

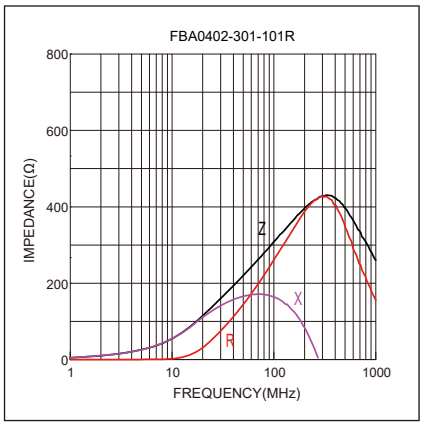

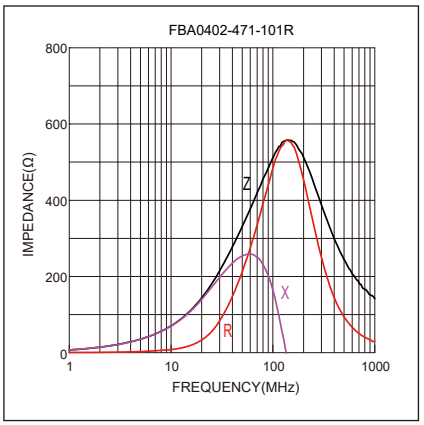

KOHER Electronics
F9, No. 4188, Huaning Rd, Minhang District, Shanghai
021-34753361 Contact@kohergroup.com

Typical Electrical Characteristics:

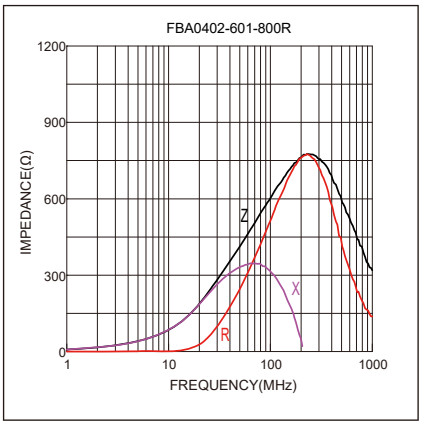

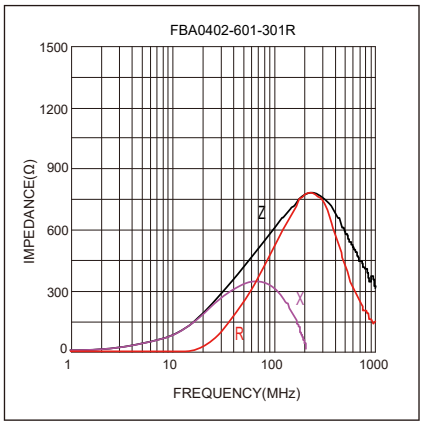

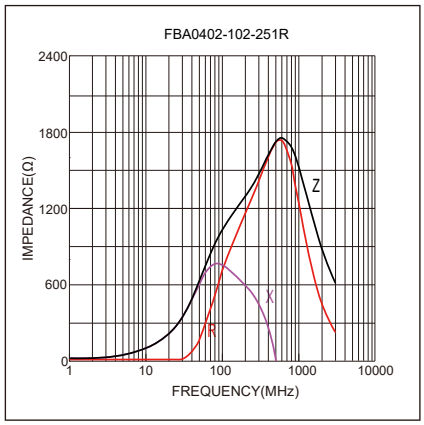

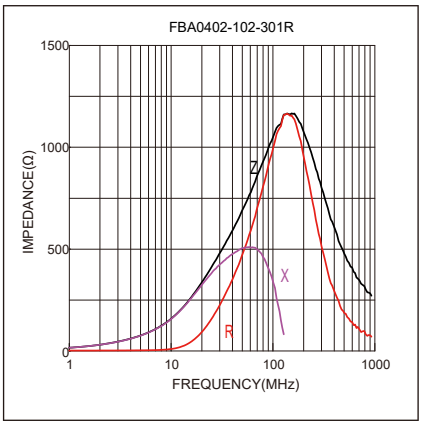

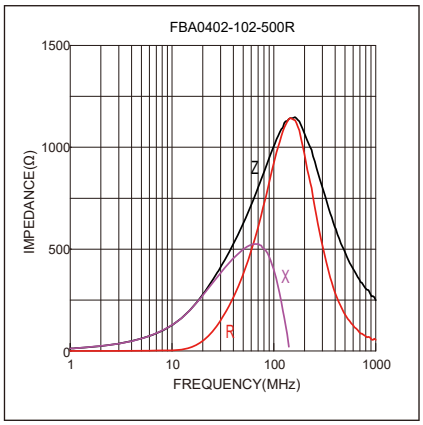

Soldering Reflow:

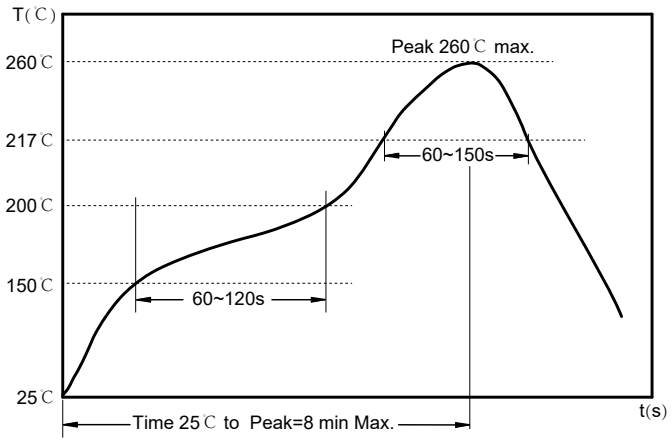

Preheat condition: 150 ~200℃/ 60~120 sec.

Allowed time above 217℃: 60~150 sec.

Max temperature: 260℃.

Allowed Reflow time: 3x max.

Packaging Information:

Tape Dimension:

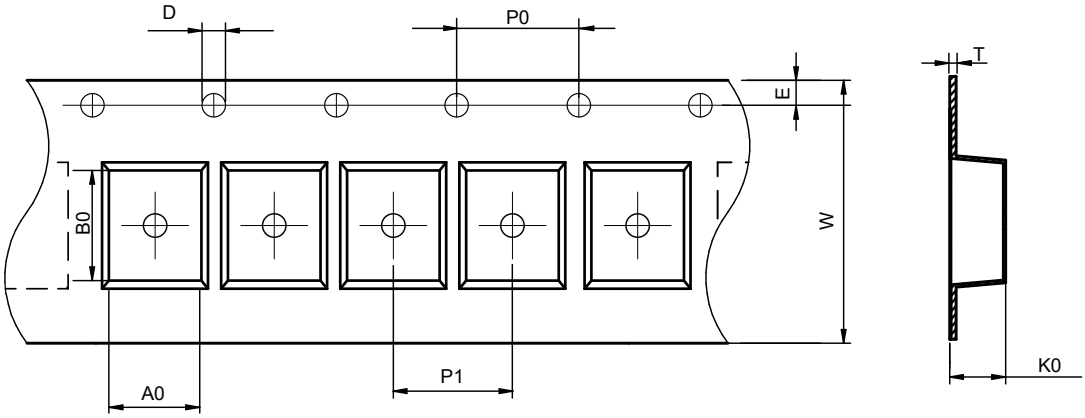

Series	A0 (mm)	B0 (mm)	D (mm)	P0 (mm)	P1 (mm)	W (mm)	K0 (mm)	E (mm)	T (mm)
FBA0402	0.62±0.03	1.12±0.03	1.5±0.1	4.0±0.1	2.0±0.05	8.0±0.3	0.6±0.03	1.75±0.1	0.6±0.03

Peel force of top cover tape:

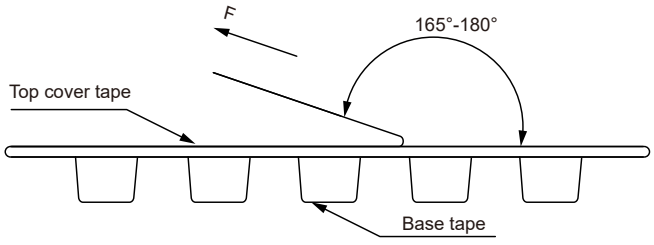

The peel force of top cover tape shall be between 0.14 to 0.58 N

Reel Dimension：[mm]

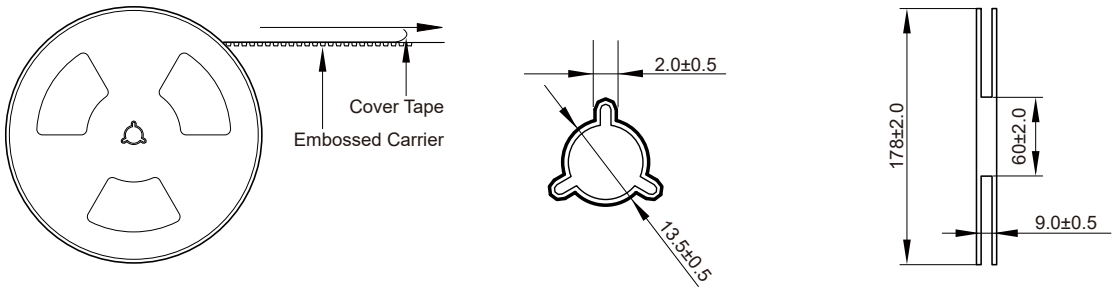

Packaging Quantity:

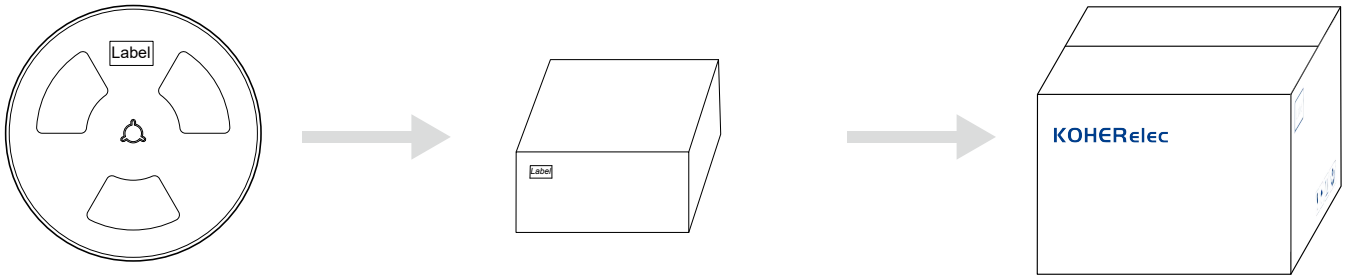

10000 Pcs/Reel

5 Reel /Inner box(50K Pcs)

8 Inner box/Carton box(400K Pcs)

Cautions and Warnings:

Storage Conditions：

- The storage period is within 12 months after the completion of production. Be sure to follow the storage conditions (temperature: -5 to 35°C, humidity: 75% RH Max).If the storage period elapses, the soldering of the terminal electrodes may deteriorate.The warranty period is one year.
- Product should not be exposed to environment with high temperature, high humidity, dust, corrosive gas and etc.
- Products should be handled with care to avoid damage or contamination from perspiration and skin oils.
- Please always handle products carefully to prevent any damage caused by dropping down or inappropriate removing.

Operation Instructions:

- Self heating (temperature increase) occurs when the power is turned ON, so the tolerance should be sufficient for the set thermal design.
- Before soldering, be sure to preheat components.The preheating temperature should be set so that the temperature difference between the solder temperature and chip temperature does not exceed 150°C.
- Soldering corrections after mounting should be within the range of the conditions determined in the specifications.If overheated, a short circuit, performance deterioration, or lifespan shortening may occur.
- Generally, Koher might not be familiar with either customer's specific application or actual requests as customer does.As a result customer shall be responsible for checking and confirming whether Koher product with the performance described in the product specification is suitable for using in customer's particular application or not.