MSB30B THRU MSB30M

Surface Mount Glass Passivated Bridge Rectifier

3A SURFACE MOUNT GLASS PASSIVATED BRIDGE RECTIFIER

FEATURES:

- Glass Passivated Chip Junction
- Reverse Voltage - 100 to 1000 V
- Forward Current - 3.0 A
- High Surge Current Capability
- Designed for Surface Mount Application

MECHANICAL DATA

- Case: UMSB
- Terminals: Solderable per MIL-STD-750, Method 2026

PINNING

PIN	DESCRIPTION
1	Output Anode (+)
2	Output Cathode (-)
3	Input Pin (~)
4	Input Pin (~)



UMSB Package

Maximum Ratings and Electrical characteristics

Ratings at 25 °C ambient temperature unless otherwise specified.
Single phase half-wave 60 Hz, resistive or inductive load, for capacitive load current derate by 20 %.

Parameter	Symbols	MSB30B	MSB30D	MSB30G	MSB30J	MSB30K	MSB30M	Units
Maximum Repetitive Peak Reverse Voltage	V_{RRM}	100	200	400	600	800	1000	V
Maximum RMS voltage	V_{RMS}	70	140	280	420	560	700	V
Maximum DC Blocking Voltage	V_{DC}	100	200	400	600	800	1000	V
Average Rectified Output Current	I_O	3.0						A
Peak Forward Surge Current 8.3 ms Single Half Sine Wave Superimposed on Rated Load (JEDEC Method)	I_{FSM}	80						A
Maximum Forward Voltage at 3.0 A	V_F	1.1						V
Maximum DC Reverse Current @T_A=25 °C at Rated DC Blocking Voltage @T_A=125 °C	I_R	5 100						μA
Typical Junction Capacitance (Note1)	C_j	40						pF
Operating and Storage Temperature Range	T_j, T_{stg}	-55 ~ +150						°C

Note: 1. Measured at 1MHz and applied reverse voltage of 4 V D.C.
2. Mounted on glass epoxy PC board with 4×1.5"×1.5" (3.81×3.81 cm) copper pad.

Fig.1 Average Rectified Output Current Derating Curve

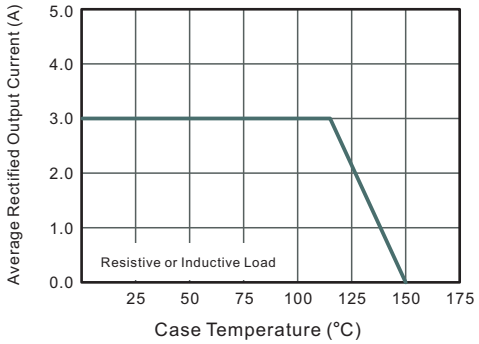

Fig.2 Typical Reverse Characteristics

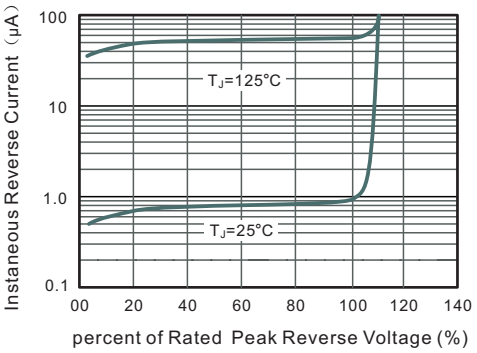

Fig.3 Typical Instaneous Forward Characteristics

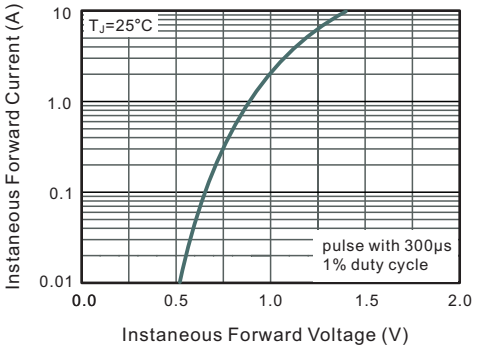

Fig.4 Typical Junction Capacitance

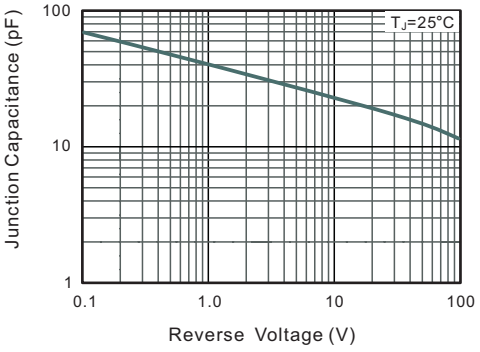

Fig.5 Maximum Non-Repetitive Peak Forward Surage Current

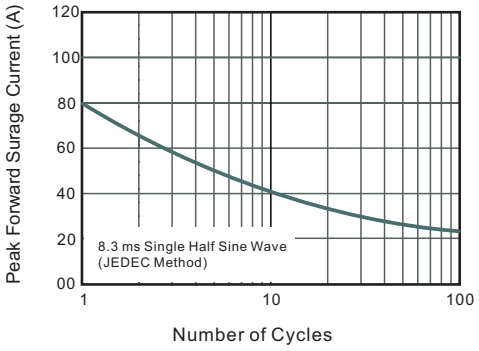

PACKAGE OUTLINE

Plastic surface mounted package; 4 leads

UMSB

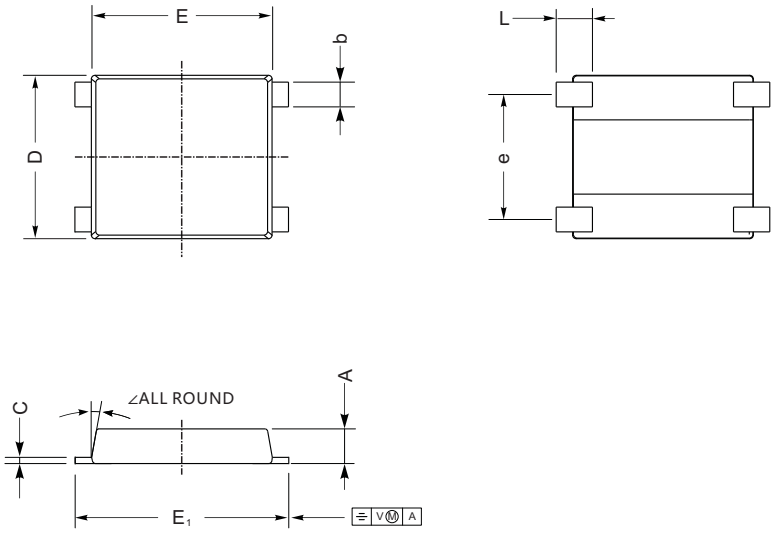

UMSB mechanical data

UNIT		A	C	D	E	E_1	L	e	b	∠
mm	max	1.5	0.29	7.0	7.6	8.9	1.6	5.3	1.15	10°
	min	1.3	0.17	6.2	7.1	8.4	1.0	4.9	0.95	
mil	max	59	12	276	299	350	55	209	45	
	min	51	7	244	280	331	31.5	193	37	