四川旭茂微科技有限公司
Sichuan Xu Mao Micro Technology Co.,Ltd

SR340L THRU SR3200L

Surface mount LVF Schottky diode
Reverse Voltage40V-200v
Forward current-3A



Features

LVF Schottky chip
Low VF， Low power losses, high efficiency
Ldeal for surface mounted applications
Plastic Case Material has UL Flammability

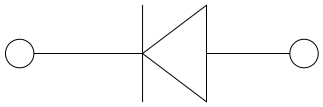

Mechanical Data

Package: DO-27
Terminals:Tin Plated leads, solderable per
Mil-STD-750 Method 2026
Polarity: As marked
Molding compound meets UL 94 V-0 flammability rating,
ROHS-compliant

Maximum Ratings (Ta=25℃ Unless otherwise specified)

Type Number	SYMBOL	SR340L	SR360L	SR380L	SR3100L	SR3150L	SR3200L	Umit
Maximum Recurrent Peak Reverse Voltage	V_{RRM}	40	60	80	100	150	200	V
Maximum RMS Voltage	V_{RMS}	28	42	56	70	105	140	V
Maximum DC Blocking Voltage	V_{DC}	40	60	80	100	150	200	V
Maximum Average Forward Rectified Current	$IO_{(AV)}$	3.0						A
Peak Forward Surge Current 8.3ms Single half-sine-wave superimposed on rated load(JEDEC Method) on rated	IFSM	60.0						A
Forward Surge Current (Non-repetitive) @1ms, square wave, 1 cycle, Tj=25℃		120.0						A
Current squared time @1ms≤t8.3≤ms Tj=25℃， Rating of per diode	I^2t	14.9						A^2S
Maximum Forward Voltage at 3.0A DC	V_{FM}	0.45	0.55	0.65		0.85		V
Maximum Reverse Current TA = 25℃	IR	0.2		0.1				mA
at Rated DC Blocking Voltage TA = 80℃		50.0		20.0				
Typical Thermal Resistance Between junction and	R_{QJa}	40.0						℃/W
Operating Junction Temperature Range	T_J	—55to+150						℃
Storage Temperature Range	T_{STG}	—55to+150						℃

FIG.1MAXIMUM AVERAGE FORWARD CURRENT DERATING

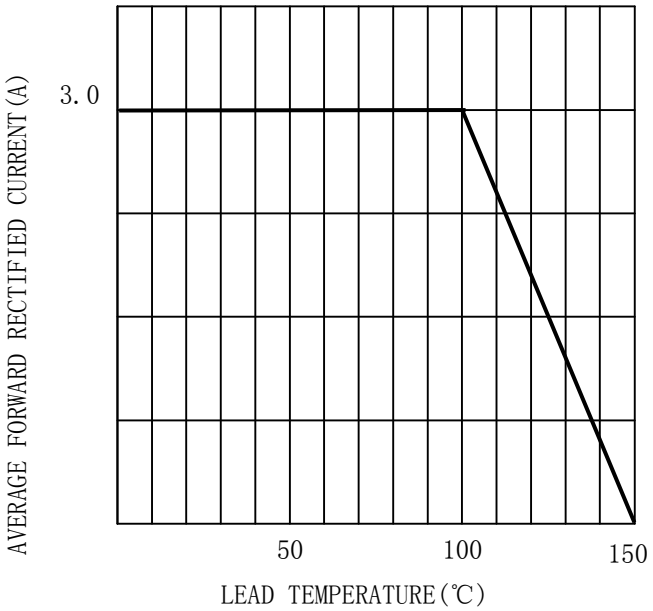

FIG.2TYPICAL FORWARD CHARACTERISTICS

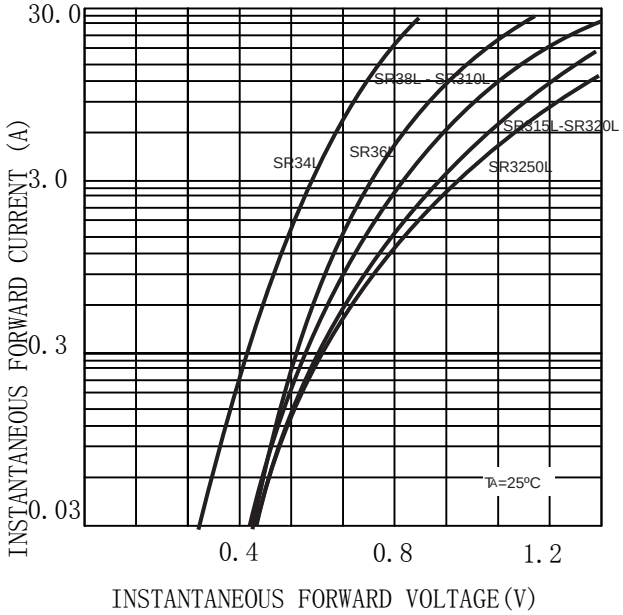

FIG.3MAXIMUM NON-REPEITIVE SURGE CURRENT

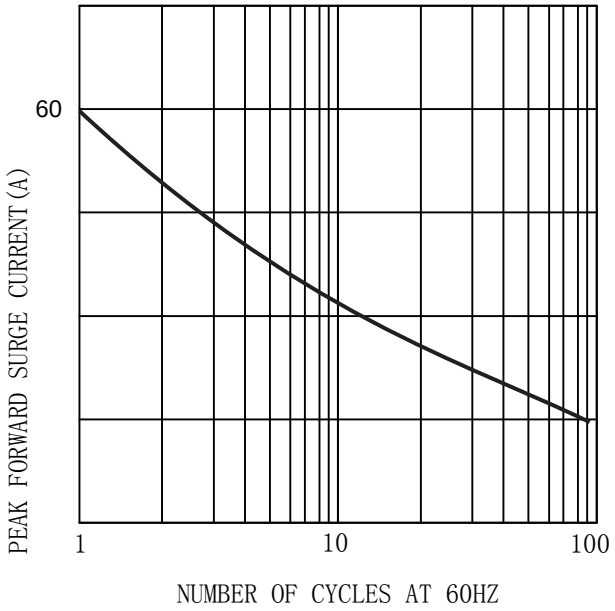

FIG. 4 TYPICAL REVERSE CHARACTERISTICS(per element)

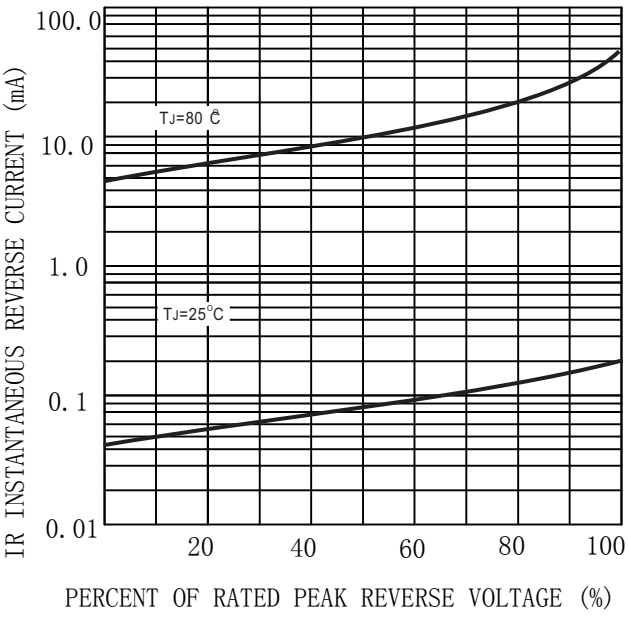

MARKING INFORMATION



= Logo

**** = Date Code Marking

SR*** = Marking Code

Print according to customer request

PACKING REQUIRMENTS

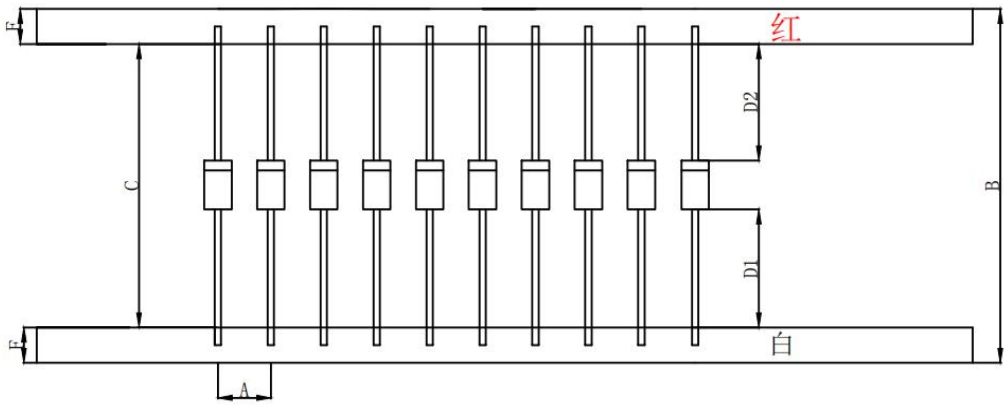

Specifications	A	B	C	| D1-D2 |	E
DO-27/MM	10± 0.5	65±2.5	52.4±0.5	1.0MAX	6.0±0.4

DEVICE TYPE	BOX/CARTOON	Q'TY/CASE (pcs)
DO-27	1250	12500

Outline Dimensions

DO-27

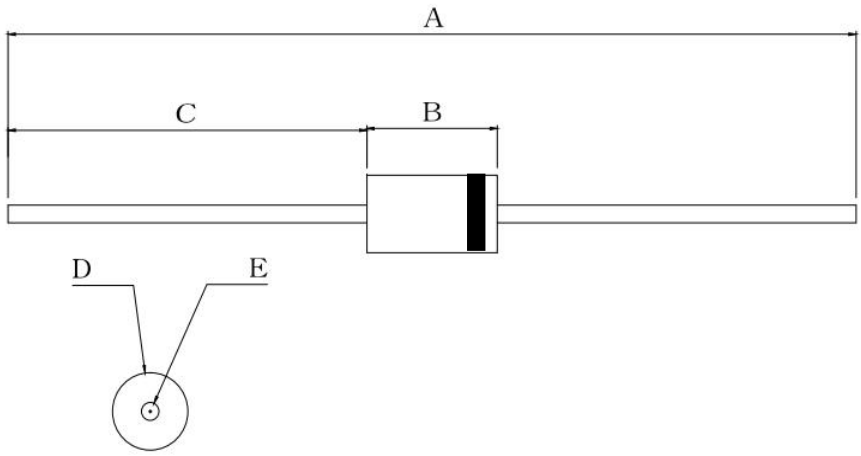

DO-27				
DIM	INC HES		MM	
	MIN	MAX	MIN	MAX
A	2.23	2.35	56.70	59.70
B	0.34	0.38	8.70	9.70
C	0.94	0.98	24.00	25.00
D	0.19	0.22	4.90	5.50
E	0.04	0.05	1.10	1.30

Important Statements and disclaimers.

Do not copy or modify file information without permission.

Xumao Micro reserves the right to modify this document and its products.

Specifications are available without prior notice. Customer shall 。 obtain and confirm the latest product information and specifications prior to final design, purchase or use.

Xumao Micro does not assume any implied warranties, including warranties of fitness for special purposes, non-infringement and merchantability.

The products shown here are not designed and licensed for demanding equipment at a level of reliability or for human life and any life-saving related applications or life-sustaining, such as medical devices, transportation equipment, aerospace machinery, and so on. Customers who use or sell these products for such applications do so at their own risk.

As Xumao Micro uses batch number as tracking benchmark, please provide batch number for tracking in case of exception.