承 認 書

SPECIFICATION FOR APPROVAL

CUSTOMER:	STD
DESCRIPTION:	WIRE WOUND CHIP INDUCTOR
PART NO:	MWI1812UC系列
CUST. PART NO:	
REV. NO.	A0

DRAWING		
PREPARED	CHECKED	APPROVED
Yu	Lu	Zeng
DATE:	2023/10/10	

CUSTOMER APPROVE

铭易轩电子科技有限公司

Ming Yixuan Electronic Technology Co., LTD

1.dress: VV Building, No. 20 Jingtai Road, Dalang Town, Dongguan City, Guangdong Province, P.R.China TEL:13640935893

2.dress: Times Center Building, Shajing Subdistrict, Bao'an District, Shenzhen (Shenzhen Branch) TEL:13510086325

Specifications subjectto change withoutnotice.Please confirm according to our companyfor latestinformation

网址: http://www.dgmingyixuan.com

铭易轩电子 SPECIFICATION FOR APPROVAL

CUSTOMER:		REV. NO.	A0
PART NO:	MWI1812UC系列	PAGE NO:	1/7
CUST. PART NO:		DATE:	2023/10/10

MODIFY RECORD 变更履历

Date	Rev. No.	Change Content	Prepared	Approved
2023/10/10	A0	New issue	Yu	Zeng

铭易轩电子 SPECIFICATION FOR APPROVAL

CUSTOMER:		REV. NO.	A0
PART NO:	MWI1812UC系列	PAGE NO:	2/7
CUST. PART NO:		DATE:	2023/10/10

1. SHAPE & DIMENSION (UNIT:mm)

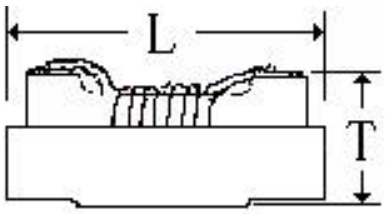



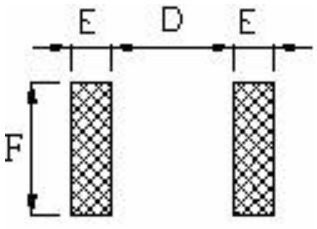

Recommended patterns

L	W	T	E	F	D
4.95 Max.	3.85 Max.	3.43 Max.	1.14 Typ.	3.05 Typ.	3.0 Typ.

2. SCHEMATIC

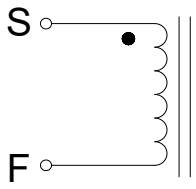

3. PART NUMBERING SYSTEM

MWI	xxx	UC	xxx	J	S	T	-	HF
1	2	3	4	5	6	7		8

1 PRODUCT SYMBOL（产品代号）

2 DIMENSIONS （规格尺寸）

3 MATERIAL （芯片类型）

4 INDUCTANCE（电感量）

5 TOLERANCE（公差）：G±2%；J±5%；K±10%；M±20%

6 TERMINAL （端电极材料）： G-金端头；S-锡端头；

7 PACKAGING （包装方式）：T-编带盘装；B –散装

8 E.P.（环保）：LF—Lead Free HF—Halogen Free FP—Red Phosphor Free

APPROVED	CHECKED	PREPARED
Zeng	Lu	Yu

铭易轩电子 SPECIFICATION FOR APPROVAL

CUSTOMER:		REV. NO.	A0
PART NO:	MWI1812UC系列	PAGE NO:	3/7
CUST. PART NO:		DATE:	2023/10/10

4. ELECTRICAL CHARACTERISTICS

No.	Part Number	Inductance	Test Freq	Q	SRF	Rdc	Irms	Tolerance
		(μH)	(MHz)	Min.	(MHz)Min.	(Ω) Max.	(mA)Max.	
1	MWI1812UCR10□ST-HF	0.10	7.9	60@50MHZ	400	0.60	480	J,K,M
2	MWI1812UCR12□ST-HF	0.12	25	50@25MHZ	900	0.10	480	J,K,M
3	MWI1812UCR15□ST-HF	0.15	25	50@25MHZ	700	0.12	480	J,K,M
4	MWI1812UCR18□ST-HF	0.18	25	50@25MHZ	700	0.13	480	J,K,M
5	MWI1812UCR22□ST-HF	0.22	25	50@25MHZ	500	0.14	480	J,K,M
6	MWI1812UCR27□ST-HF	0.27	25	50@25MHZ	500	0.15	480	J,K,M
7	MWI1812UCR33□ST-HF	0.33	7.9	60@50MHZ	400	0.70	480	J,K,M
8	MWI1812UCR39□ST-HF	0.39	7.9	60@50MHZ	400	0.80	480	J,K,M
9	MWI1812UCR75□ST-HF	0.75	7.9	60@50MHZ	350	0.65	750	J,K,M
10	MWI1812UC1R0□ST-HF	1.00	7.9	60@50MHZ	250	1.20	480	J,K,M
11	MWI1812UC1R5□ST-HF	1.50	7.9	60@50MHZ	210	1.60	430	J,K,M
12	MWI1812UC2R2□ST-HF	2.20	7.9	35@50MHZ	150	2.20	340	J,K,M
13	MWI1812UC2R7□ST-HF	2.70	7.9	55@50MHZ	150	3.20	300	J,K,M
14	MWI1812UC3R3□ST-HF	3.30	7.9	55@50MHZ	130	3.80	270	J,K,M
15	MWI1812UC3R9□ST-HF	3.90	7.9	55@50MHZ	120	5.00	240	J,K,M
16	MWI1812UC4R7□ST-HF	4.70	7.9	25@50MHZ	90	5.40	230	J,K,M
17	MWI1812UC5R6□ST-HF	5.60	7.9	45@50MHZ	90	5.70	220	J,K,M
18	MWI1812UC6R8□ST-HF	6.80	7.9	30@50MHZ	80	6.60	210	J,K,M
19	MWI1812UC8R2□ST-HF	8.20	7.9	20@50MHZ	70	7.00	200	J,K,M
20	MWI1812UC100□ST-HF	10.00	7.9	15@50MHZ	50	7.70	190	J,K,M
21	MWI1812UC120□ST-HF	12.00	2.5	30@10MHZ	50	8.70	180	J,K,M
22	MWI1812UC150□ST-HF	15.00	2.5	30@10MHZ	30	9.60	170	J,K,M
23	MWI1812UC180□ST-HF	18.00	2.5	25@10MHZ	30	10.50	160	J,K,M
24	MWI1812UC220□ST-HF	22.00	2.5	25@10MHZ	20	11.50	155	J,K,M

□:表示产品公差

APPROVED	CHECKED	PREPARED
Zeng	Lu	Yu

CUSTOMER:		REV. NO.	A0
PART NO:	MWI1812UC系列	PAGE NO:	4/7
CUST. PART NO:		DATE:	2023/10/10

4. ELECTRICAL CHARACTERISTICS

No.	Part Number	Inductance	Test Freq	Q	SRF	Rdc	Irms	Tolerance
		(μH)	(MHz)	Min.	(MHz)Min.	(Ω) Max.	(mA)Max.	
25	MWI1812UC270□ST-HF	27.00	2.5	25@10MHZ	20	12.50	150	J,K,M
26	MWI1812UC330□ST-HF	33.00	2.5	10@10MHZ	10	13.50	145	J,K,M

□:表示产品公差

Test remarks

(1). All test data is referenced to 25 ℃ ambient.

(2). Irms: DC current that causes the temperature rise (△T ≦40℃) from 25℃ ambient.

5. GENERAL SPECIFICATION

(1). Operating temp.: -40℃ ~ +125℃ (Including self-generated heat).

(2). Storage temp.: -10℃ ~ +40℃ R.H.:60% Max.

(3). Moisture sensitivity level (MSL) 1

(4). Recommended products should be used within 12 months from the date of delivery

(5). The part temperature (ambient + temp rise) should not exceed 125 °C under worst case operating conditions. Circuit design, component placement, PWB trace size and thickness, airflow and other cooling provisions all affect the part temperature. Part temperature should be verified in the end application.

APPROVED	CHECKED	PREPARED
Zeng	Lu	Yu

CUSTOMER:		REV. NO.	A0
PART NO:	MWI1812UC系列	PAGE NO:	5/7
CUST. PART NO:		DATE:	2023/10/10

6. SOLDERING CONDITIONS

Figure 1. Re-flow Soldering (Lead Free)

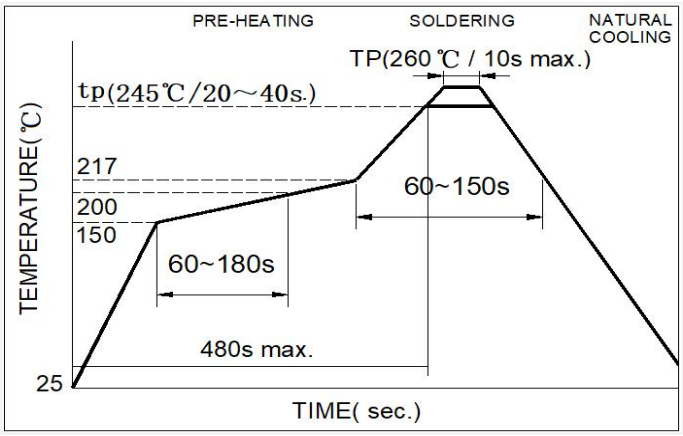

Note：

Preheat circuit and products to 150℃

260℃ tip temperature (Max)

Reflow times: no more than 2 times

Solder paste thickness: the best 0.08mm is ,but max is 0.1mm

Figure 2. Hand Soldering

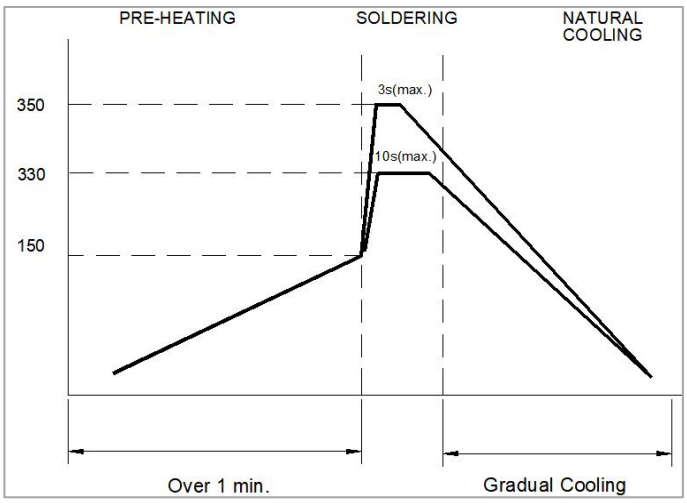



Note：

Use a 20 watt soldering iron with tip diameter of 1.0mm

Limit soldering time to 3 sec.

APPROVED	CHECKED	PREPARED
Zeng	Lu	Yu

CUSTOMER:		REV NO:	A0
PART NO:	MWI1812UC系列	PAGE NO:	6/7
CUST. PART NO:		DATE:	2023/10/10

7. PACKAGING(unit: mm)

Type	1812
Quantity	**500**

TAPING DRAWINGS

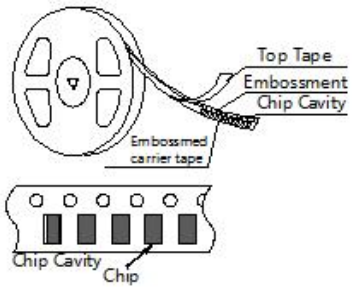

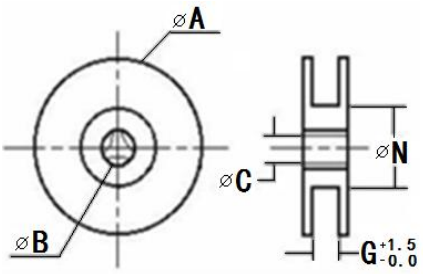

REEL DIMENSIONS(UNIT:mm)

	A	B	C	N	G
CF-12	178±2.0	22±2.0	12.5±1.0	57±1.0	12

LEADER AND BLANK PORTION

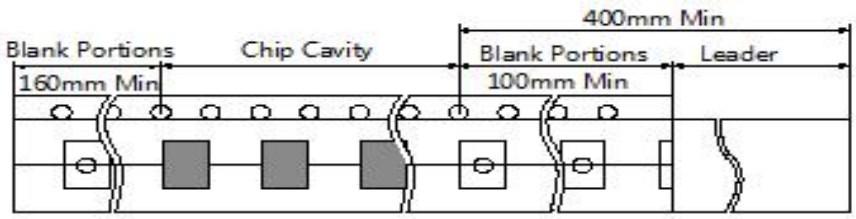

PEELLING OFF FORCE:0.05 to 0.7N in the direction show below.

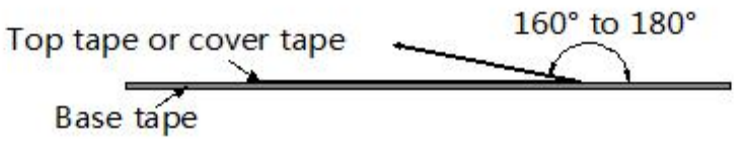

APPROVED	CHECKED	PREPARED
Zeng	Lu	Yu

CUSTOMER:		REV NO:	A0
PART NO:	MWI1812UC系列	PAGE NO:	7/7
CUST. PART NO:		DATE:	2023/10/10

8. Package Specifications

■Inside Box And Outside Carton

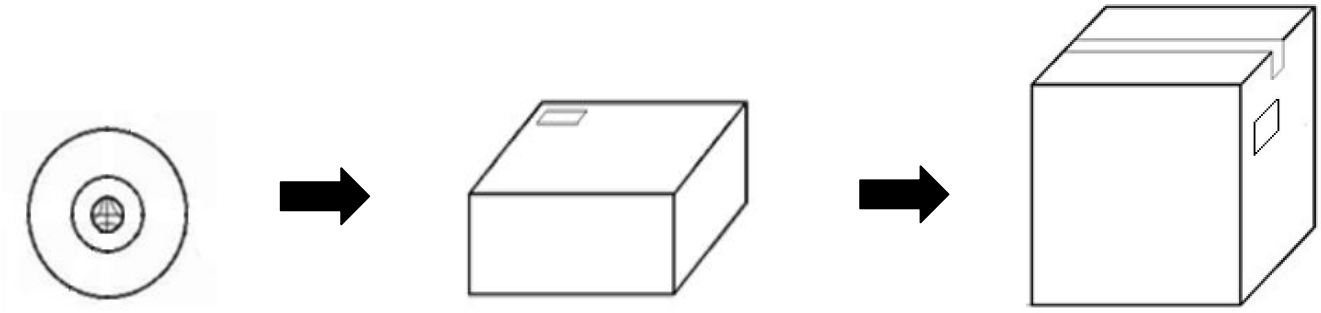

卷轴数量	→	内盒包装数量	→	外箱包装数量
每卷:500PCS		**每盒四盘，共2000 PCS**		**小箱6盒，共12000 PCS**
				中箱8盒，共16000 PCS
				大箱10盒，共20000 PCS

内盒包装尺寸	→	外箱包装尺寸
20.3*19.3*5.5cm		**小箱，40.6*23*19.7cm**
		中箱，41*22*26cm
		大箱，41*22*33cm

APPROVED	CHECKED	PREPARED
Zeng	Lu	Yu