SLW4010S Series

Wire Wound SMD Power Inductor

◆ Features

1、Magnetic-resin shielded construction reduces buzz noise to ultra-low levels;
2、Metallization on ferrite core results in excellent shock resistance and damage-free durability;
3、Closed magnetic circuit design reduces leakage flux and Electro Magnetic Interference (EMI);
4、30% higher current rating than conventional inductors of equal size;
5、Take up less PCB real estate and save more power。



◆ Applications

1、LED Lighting;
2、Mobile devices with multifunction such as adding color TV and camera;
3、Flat-screen TVs, blue-ray disc recorders, set top boxes;
4、Notebooks, desktop computers, servers, graphic cards;
5、Portable gaming devices, personal navigation systems, personal multimedia devices;
6、Automotive systems
7、Telecomm base stations

◆ Lead Free Part Numbering

SLW	4010	S	100	M	S	T
(1)	(2)	(3)	(4)	(5)	(6)	(7)

(1) Series Type
(2) Dimension：L X H
(3) Material Code
(4) Inductance：2R2=2.2μH；
100=10μH；101=100μH
(5) Inductance Tolerance：M=±20%, N=±30%
(6) Company Code
(7) Packaging：Tape Carrier Package

◆ Dimensions

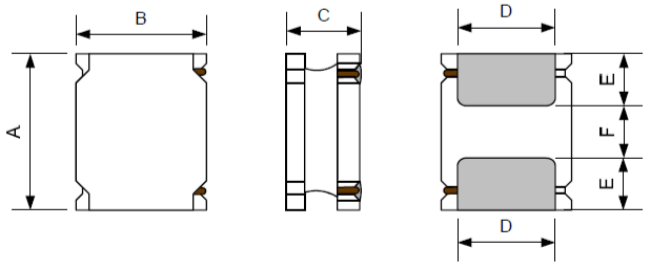

Recommended Land Pattern

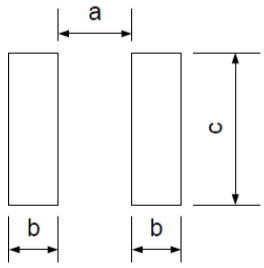

Unit:mm

Series	A	B	C	D	E	F	a Typ.	b Typ.	c Typ.
SLW4010S	4.0±0.2	4.0±0.2	1.0Max.	3.3±0.2	0.95±0.2	2.10±0.2	1.9	1.1	3.7

◆ Electrical Characteristics

1) Operating temperature range（Including self-heating)：-40℃ ~ +125℃
2) Storage temperature range (packaging conditions): -10℃~+40℃ and RH 70% (Max.)

◆ Construction and material

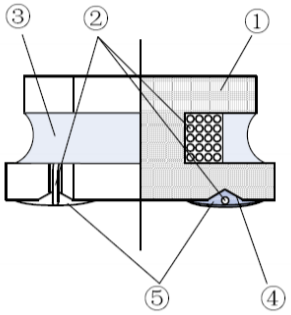

Code	Part Name	Material Name
①	Ferrite Core	Ni-Zn Ferrite
②	Wire	Polyurethane system enameled copper wire
③	Magnteic Glue	Epoxy resin and magnetic powder
④	Plating Electrodes	Ag
		Ni
		Sn
⑤	Outer Electrodes	Top surface solder coating Sn 、Ag、Cu

◆ REFLOW-PROFILE

Limit Profile

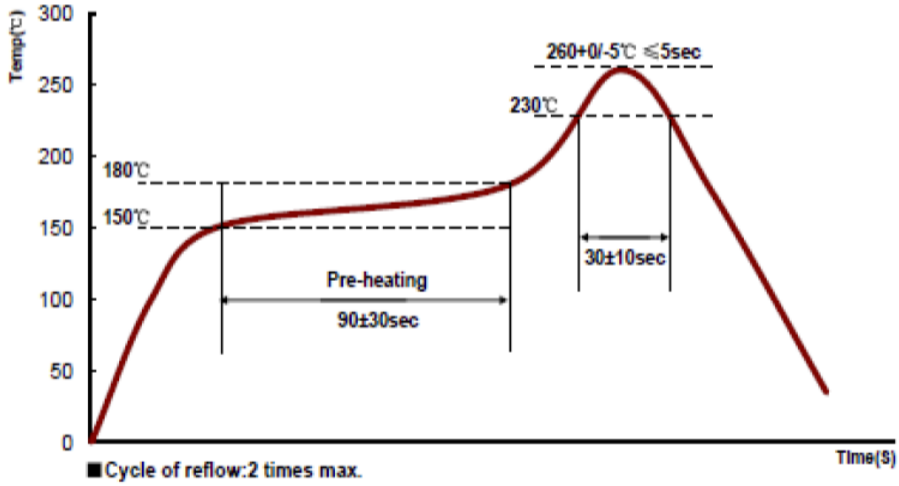

■Cycle of reflow:2 times max.

Standard Profile (for EOC Solder paste S70G-HF)

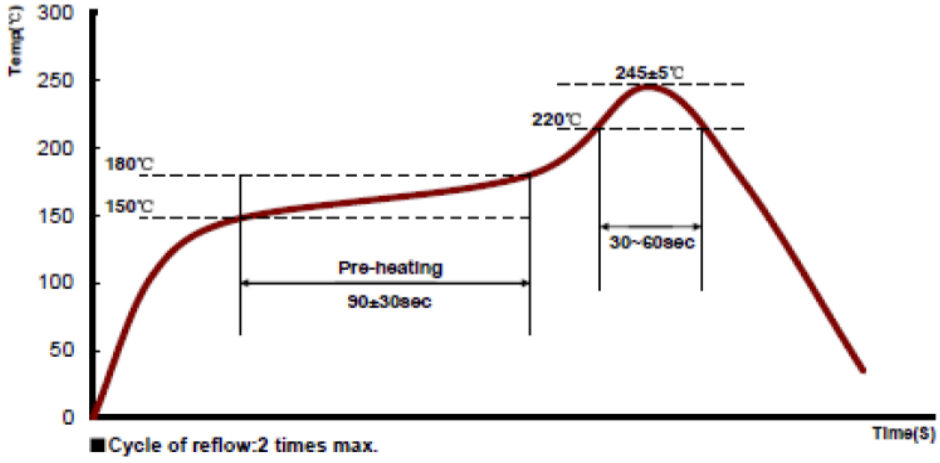

■Cycle of reflow:2 times max.

◆ Specification

Part Number	Inductance @100KHz,1V (μH)	DC Resistance ±30% (Ω) DCR	Min.Self-resonant Frequency（MHz） S.R.F	Saturation Current(A) Isat	Heat Rating Current (A) Irms
SLW4010 Series					
SLW4010S1R0MST	1.0±20%	0.056	116	2.40	2.10
SLW4010S1R5MST	1.5±20%	0.070	94	2.08	1.80
SLW4010S2R2MST	2.2±20%	0.085	73	1.80	1.60
SLW4010S3R3MST	3.3±20%	0.100	58	1.40	1.30
SLW4010S4R7MST	4.7±20%	0.140	47	1.30	1.20
SLW4010S6R8MST	6.8±20%	0.200	38	1.00	1.00
SLW4010S100MST	10±20%	0.300	31	0.80	0.80
SLW4010S150MST	15±20%	0.430	24	0.65	0.65
SLW4010S220MST	22±20%	0.570	19	0.45	0.45
SLW4010S470MST	47±20%	0.167	16	0.25	0.25

◆ Note

1: All test data is referenced to 20° C ambient;

2: Rated current: Isat or Irms, whichever is smaller;

3: Isat: DC current at which the inductance drops approximate 30% from its value without current;

4: Irms: DC current that causes the temperature rise (△T =40° C) from 20° C ambient.

◆ Standard Packing Quantity：1000 pcs/reel

◆ TYPICAL ELECTRICAL CHARACTERISTICS

SLW4010S Series

Temperature vs. DC Current Characteristics

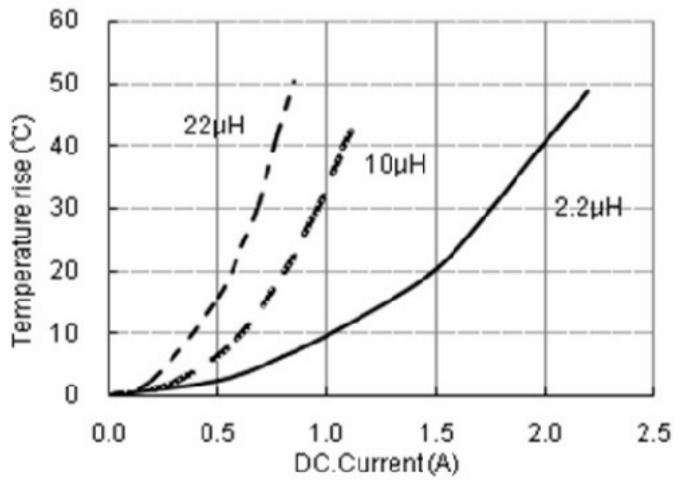

Inductance vs. DC Current Characteristic

