承 認 書

SPECIFICATION FOR APPROVAL

CUSTOMER:	STD
DESCRIPTION:	WIRE WOUND CHIP INDUCTOR
PART NO:	MWI1206UC系列
CUST. PART NO:	
REV. NO.	A0

DRAWING		
PREPARED	CHECKED	APPROVED
Yu	Lu	Zeng
DATE:	2023/10/10	

CUSTOMER APPROVE

铭易轩电子科技有限公司

Ming Yixuan Electronic Technology Co., LTD

1.dress: VV Building, No. 20 Jingtai Road, Dalang Town, Dongguan City, Guangdong Province, P.R.China TEL:13640935893

2.dress: Times Center Building, Shajing Subdistrict, Bao'an District, Shenzhen (Shenzhen Branch) TEL:13510086325

Specifications subjectto change withoutnotice.Please confirm according to our companyfor latestinformation

网址: http://www.dgmingyixuan.com

铭易轩电子 SPECIFICATION FOR APPROVAL

CUSTOMER:		REV. NO.	A0
PART NO:	MWI1206UC系列	PAGE NO:	1/7
CUST. PART NO:		DATE:	2023/10/10

MODIFY RECORD 变更履历

Date	Rev. No.	Change Content	Prepared	Approved
2023/10/10	A0	New issue	Yu	Zeng

铭易轩电子 SPECIFICATION FOR APPROVAL

CUSTOMER:		REV. NO.	A0
PART NO:	MWI1206UC系列	PAGE NO:	2/7
CUST. PART NO:		DATE:	2023/10/10

1. SHAPE & DIMENSION (UNIT:mm)

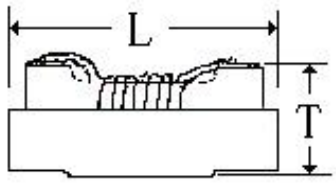

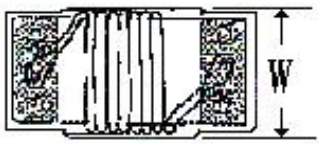

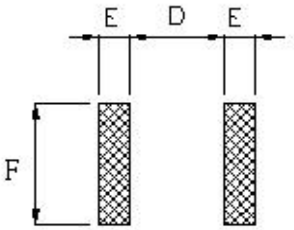

Recommended patterns

L	W	T	E	F	D
3.56 Max.	2.16 Max.	1.52 Max.	1.02 Typ.	1.93 Typ.	1.78 Typ.

2. SCHEMATIC

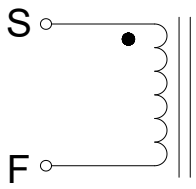

3. PART NUMBERING SYSTEM

MWI	xxx	UC	xxx	J	S	T	-	HF
1	2	3	4	5	6	7		8

1 PRODUCT SYMBOL（产品代号）

2 DIMENSIONS （规格尺寸）

3 MATERIAL （类型）

4 INDUCTANCE（电感量）

5 TOLERANCE（公差）：G±2%；J±5%；K±10%；M±20%

6 TERMINAL （端电极材料）： G-金端头；S-锡端头；

7 PACKAGING （包装方式）：T-编带盘装；B –散装

8 E.P.（环保）：LF—Lead Free HF—Halogen Free FP—Red Phosphor Free

APPROVED	CHECKED	PREPARED
Zeng	Lu	Yu

铭易轩电子 SPECIFICATION FOR APPROVAL

CUSTOMER:		REV. NO:	A0
PART NO:	MWI1206UC系列	PAGE NO:	3/7
CUST. PART NO:		DATE:	2023/10/10

4. ELECTRICAL CHARACTERISTICS

No.	Part Number	Inductance	Test Freq	Q	SRF	Rdc	Irms	Tolerance
		(nH)	(MHz)	Min.	(MHz)Min.	(Ω) Max.	(mA) Max.	
1	MWI1206UC3N3□ST-HF	3.3	100	20@300MHz	6200	0.07	1000	J,K,M
2	MWI1206UC6N8□ST-HF	6.8	100	30@300MHz	5500	0.07	1000	J,K,M
3	MWI1206UC10N□ST-HF	10	100	40@300MHz	4000	0.09	1000	J,K,M
4	MWI1206UC12N□ST-HF	12	100	40@300MHz	3200	0.09	1000	J,K,M
5	MWI1206UC15N□ST-HF	15	100	40@300MHz	3200	0.12	1000	J,K,M
6	MWI1206UC18N□ST-HF	18	100	45@300MHz	2800	0.12	1000	J,K,M
7	MWI1206UC22N□ST-HF	22	100	50@300MHz	2200	0.12	1000	J,K,M
8	MWI1206UC27N□ST-HF	27	100	50@300MHz	1800	0.12	1000	J,K,M
9	MWI1206UC33N□ST-HF	33	100	50@300MHz	1800	0.12	1000	J,K,M
10	MWI1206UC39N□ST-HF	39	100	50@300MHz	1800	0.12	1000	J,K,M
11	MWI1206UC47N□ST-HF	47	100	50@300MHz	1500	0.13	1000	J,K,M
12	MWI1206UC56N□ST-HF	56	100	55@300MHz	1450	0.14	1000	J,K,M
13	MWI1206UC68N□ST-HF	68	100	55@300MHz	1200	0.26	900	J,K,M
14	MWI1206UC82N□ST-HF	82	100	55@300MHz	1200	0.21	900	J,K,M
15	MWI1206UCR10□ST-HF	100	100	55@300MHz	1100	0.30	850	G,J,K,M
16	MWI1206UCR12□ST-HF	120	100	60@300MHz	1100	0.30	800	G,J,K,M
17	MWI1206UCR15□ST-HF	150	100	55@300MHz	950	0.31	750	G,J,K,M
18	MWI1206UCR18□ST-HF	180	50	60@300MHz	900	0.43	700	G,J,K,M
19	MWI1206UCR20□ST-HF	200	50	60@300MHz	760	0.56	670	G,J,K,M
20	MWI1206UCR22□ST-HF	220	50	60@300MHz	760	0.56	670	G,J,K,M
21	MWI1206UCR27□ST-HF	270	50	50@300MHz	730	0.56	630	G,J,K,M
22	MWI1206UCR33□ST-HF	330	50	45@300MHz	650	0.70	590	G,J,K,M
23	MWI1206UCR39□ST-HF	390	50	45@300MHz	600	1.30	530	G,J,K,M
24	MWI1206UCR44□ST-HF	440	50	45@150MHz	550	1.30	490	G,J,K,M

□:表示产品公差

APPROVED	CHECKED	PREPARED
Zeng	Lu	Yu

CUSTOMER:		REV. NO:	A0
PART NO:	MWI1206UC系列	PAGE NO:	4/7
CUST. PART NO:		DATE:	2023/10/10

4. ELECTRICAL CHARACTERISTICS

No.	Part Number	Inductance	Test Freq	Q	SRF	Rdc	Irms	Tolerance
		(nH)	(MHz)	Min.	(MHz)Min.	(Ω) Max.	(mA) Max.	
25	MWI1206UCR47□ST-HF	470	50	45@150MHz	550	1.30	490	G,J,K,M
26	MWI1206UCR56□ST-HF	560	35	45@150MHz	470	1.34	460	G,J,K,M
27	MWI1206UCR62□ST-HF	620	35	45@150MHz	470	1.58	430	G,J,K,M
28	MWI1206UCR68□ST-HF	680	35	45@150MHz	450	1.58	430	G,J,K,M
29	MWI1206UCR75□ST-HF	750	35	45@150MHz	440	2.25	400	G,J,K,M
30	MWI1206UCR82□ST-HF	820	35	45@150MHz	420	2.60	400	G,J,K,M
31	MWI1206UCR91□ST-HF	910	35	45@150MHz	410	4.03	400	G,J,K,M
32	MWI1206UC1R0□ST-HF	1000	35	45@150MHz	400	4.42	320	G,J,K,M
33	MWI1206UC1R2□ST-HF	1200	35	45@150MHz	380	5.07	300	G,J,K,M

□:表示产品公差

Test remarks

(1). All test data is referenced to 25 ℃ ambient.

(2). Irms: DC current that causes the temperature rise (△T ≦40℃) from 25℃ ambient.

5. GENERAL SPECIFICATION

(1). Operating temp.: -40℃ ~ +125℃ (Including self-generated heat).

(2). Storage temp.: -10℃ ~ +40℃ R.H.:60% Max.

(3). Moisture sensitivity level (MSL) 1

(4). Recommended products should be used within 12 months from the date of delivery

(5). The part temperature (ambient + temp rise) should not exceed 125 °C under worst case operating conditions. Circuit design, component placement, PWB trace size and thickness, airflow and other cooling provisions all affect the part temperature. Part temperature should be verified in the end application.

APPROVED	CHECKED	PREPARED
Zeng	Lu	Yu

CUSTOMER:		REV. NO.	A0
PART NO:	MWI1206UC系列	PAGE NO:	5/7
CUST. PART NO:		DATE:	2023/10/10

6. SOLDERING CONDITIONS

Figure 1. Re-flow Soldering (Lead Free)

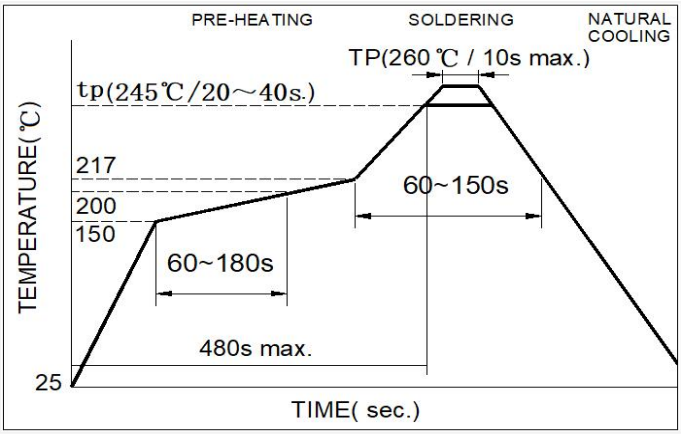

Note：
Preheat circuit and products to 150℃
260℃ tip temperature (Max)
Reflow times: no more than 2 times
Solder paste thickness: the best 0.08mm is ,but max is 0.1mm

Figure 2. Hand Soldering

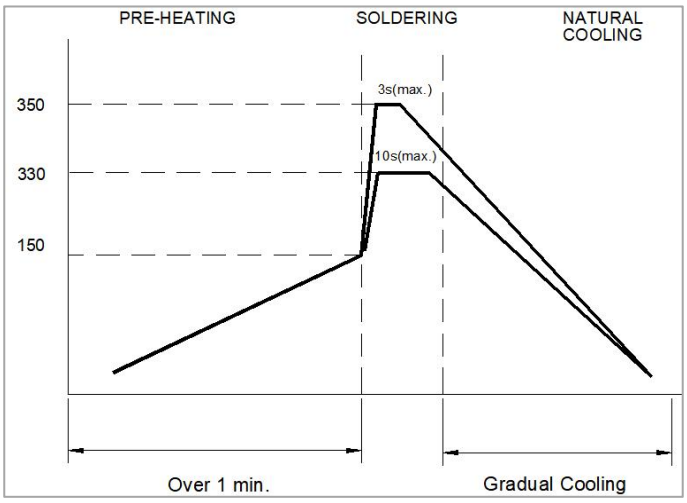



Note：
Use a 20 watt soldering iron with tip diameter of 1.0mm
Limit soldering time to 3 sec.

APPROVED	CHECKED	PREPARED
Zeng	Lu	Yu

CUSTOMER:		REV NO:	A0
PART NO:	MWI1206UC系列	PAGE NO:	6/7
CUST. PART NO:		DATE:	2023/10/10

7. PACKAGE SPECIFICATION

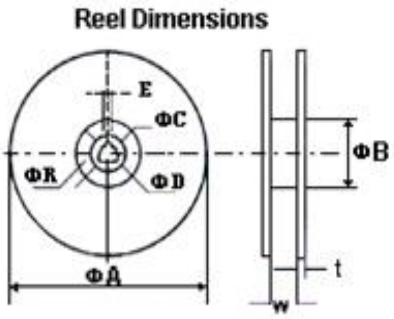

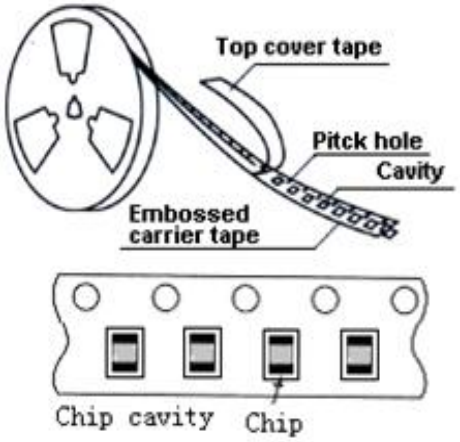

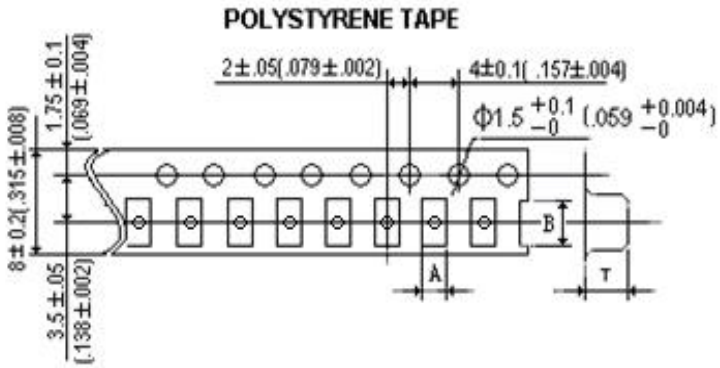

Peeling off force

Pull strength
0402~1210:20g~80g

Speed of peeling off:
300mm/min±10%

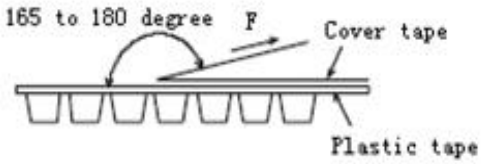

胶带	A	B	T
	1.95Typ.	3.6 Typ.	1.5 Typ.

Type	ΦA	ΦB	ΦC	ΦD	E	W	t
1210	178	60	13	21	2	8.4	2

包装数量(PACKAGING QUANTITY)：2000 Pcs/盘

APPROVED	CHECKED	PREPARED
Zeng	Lu	Yu

铭易轩电子 SPECIFICATION FOR APPROVAL

CUSTOMER:		REV NO:	A0
PART NO:	MWI1206UC系列	PAGE NO:	7/7
CUST. PART NO:		DATE:	2023/10/10

8. Package Specifications

■Inside Box And Outside Carton

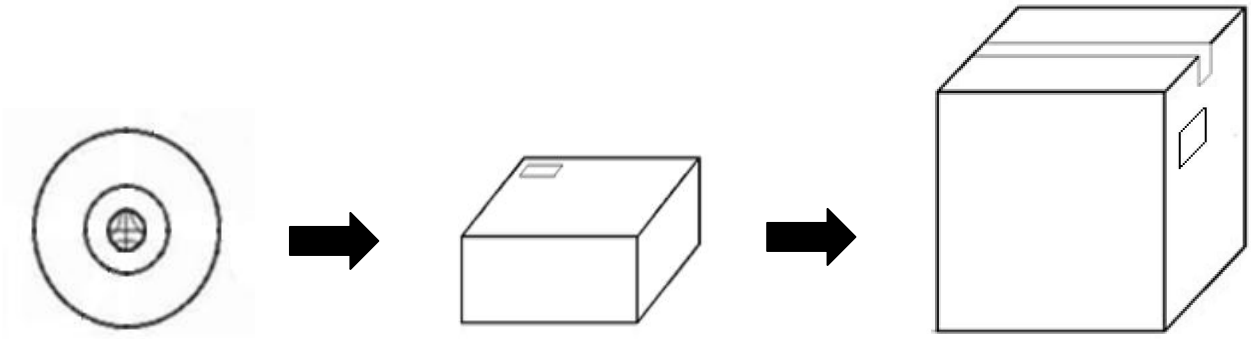

卷轴数量	→	内盒包装数量	→	外箱包装数量
每卷:2000PCS		**每盒四盘，共8000 PCS**		**小箱6盒，共48000 PCS**
				中箱8盒，共64000 PCS
				大箱10盒，共80000 PCS

内盒包装尺寸	→	外箱包装尺寸
20.3*19.3*5.5cm		**小箱，40.6*23*19.7cm**
		中箱，41*22*26cm
		大箱，41*22*33cm

APPROVED	CHECKED	PREPARED
Zeng	Lu	Yu