JEU005SP4

Transient Voltage Suppressors



Features

- 65 Watts Peak Pulse Power per Line (tp = 8/20μs)
- Low Clamping Voltage
- Working Voltage: 5V
- Low Leakage Current

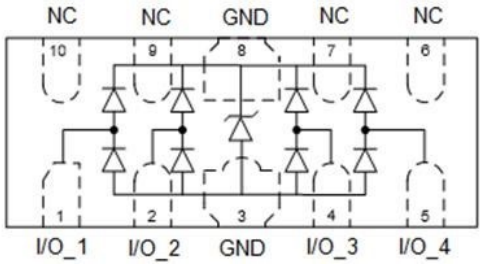

Absolute Maximum Ratings (T_a = 25℃)

Parameter	Symbol	Value	Unit
Peak Pulse Current (tp= 8/20 us)	I_{PP}	4	A
ESD discharge (IEC61000-4-2) Air	ESD	±25	KV
Contact		±20	
Peak Pulse Power(tp=8/20 us)	P_{PP}	60	W
Operation Temperature Range	T_j	- 55 to + 150	℃
Storage Temperature Range	T_{stg}	- 55 to + 150	℃

Characteristics at T_a = 25℃

Parameter	Symbol	Min.	Typ.	Max.	Unit
Reverse Working Voltage	V_{RWM}			5	V
Reverse Breakdown Voltage I_{BR} = 1 mA	$V_{(BR)R}$	6		8	V
Reverse Current at V_R =5 V	I_R			0.5	uA
Clamping Voltage I_{PP} = 4A(tp=8/20 us)	V_C			15	V
Junction Capacitance IO-IO at V_R = 0 V, f = 1 MHz	C_j		0.3	0.35	pF

Transient Voltage Suppressors

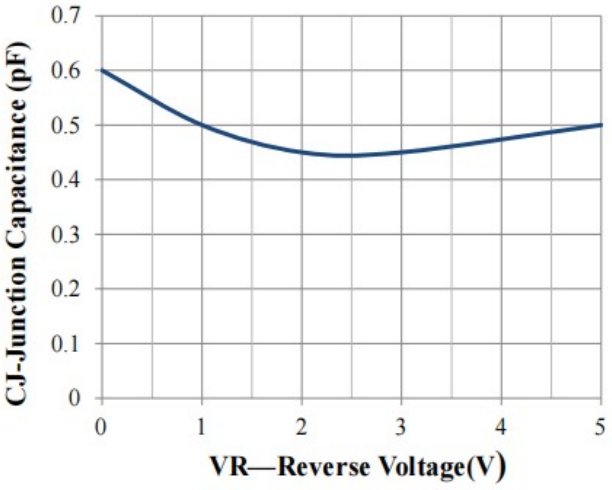

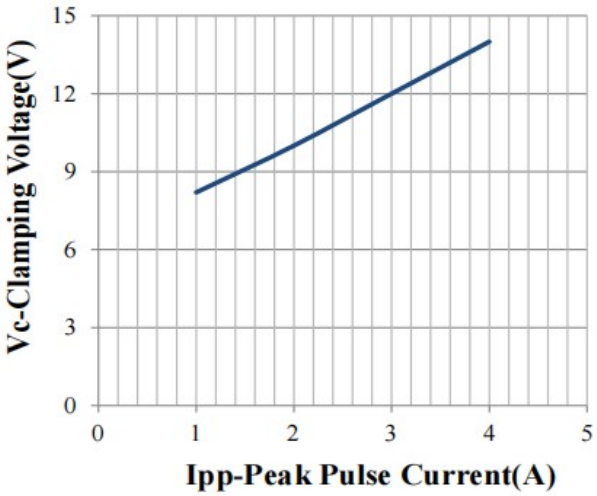

Junction Capacitance vs. Reverse Voltage

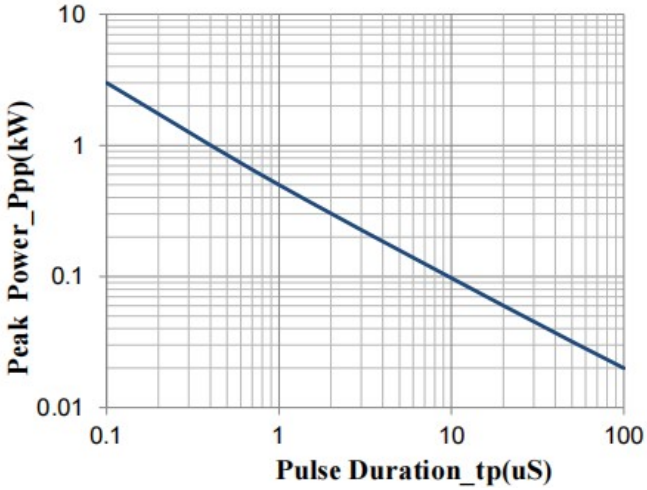

Clamping Voltage vs. Peak Pulse Current

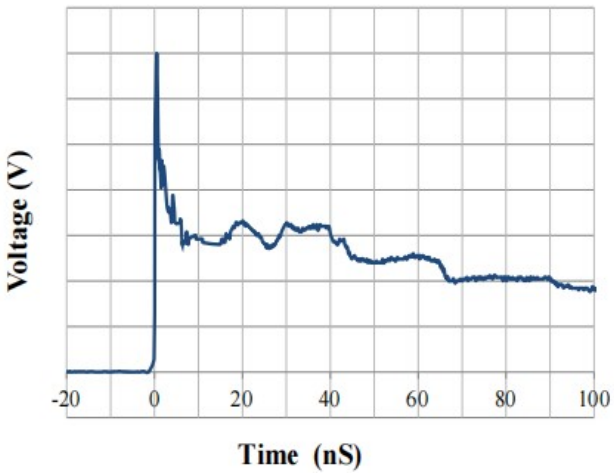

DFN2510-10L Package Outline Drawing

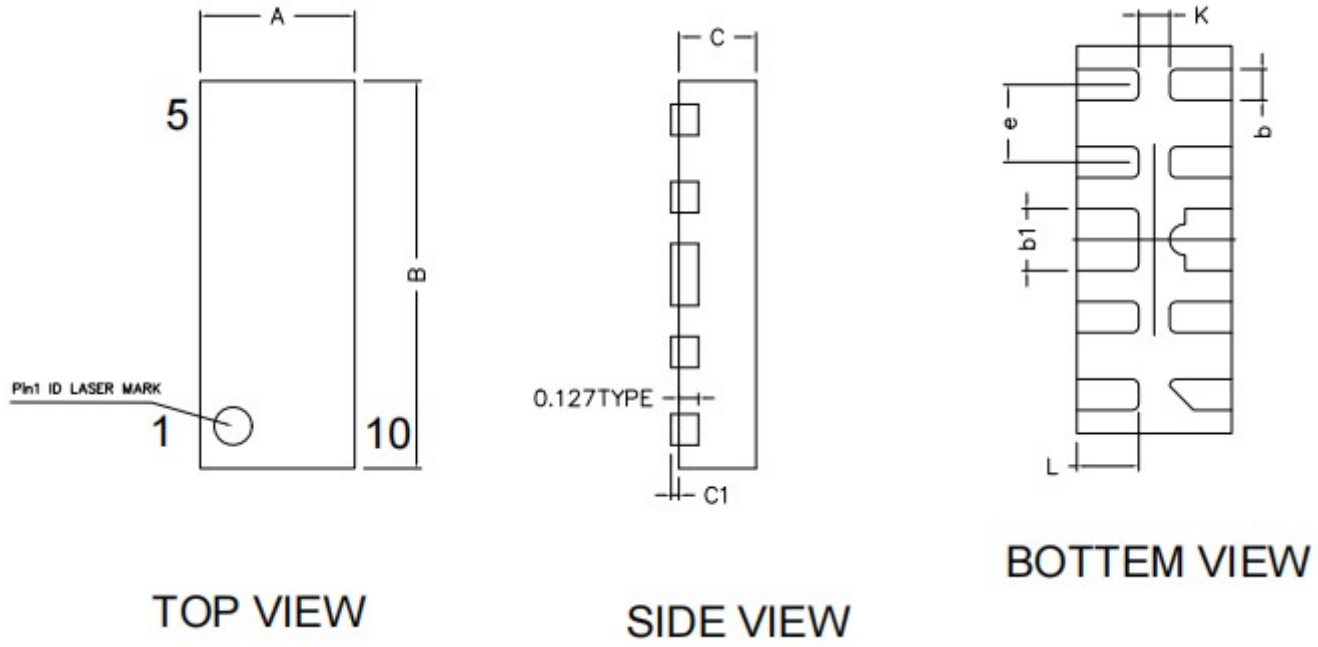

COMMON DIMENSIONS (UNITS OF MEASURE IS mm)			
	MIN	NORMAL	MAX
A	0.900	1.000	1.100
B	2.400	2.500	2.600
C	0.450	0.500	0.550
C1	0.005	—	0.020
K	0.200 REF		
L	0.350	0.400	0.450
b	0.150	0.200	0.250
b1	0.350	0.400	0.450
e	0.500 TYPE		