SK3424

N-ChChannel Enhannel Enhancement Mode MOSFET

BV_{DSS}	$R_{DS(ON)}$	I_D
30V	30mΩ	2.0A

Feature

- 30V/2.0A, $R_{DS(ON)}$ = 35mΩ(MAX) @V_{GS} = 10V.
  $R_{DS(ON)}$ =40mΩ(MAX) @V_{GS} = 4.5V.
  $R_{DS(ON)}$ =55mΩ(MAX) @V_{GS} = 2.5V.
- Super High dense cell design for extremely low $R_{DS(ON)}$.
- Reliable and Rugged.
- SC-59 for Surface Mount Package.

Applications

- Power Management
- Portable Equipment and Battery Powered Systems.



SC-59

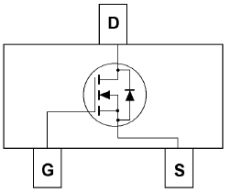

Absolute Maximum Ratings

T_A=25℃ Unless Otherwise noted

Parameter	Symbol	Limit	Units
Drain-Source Voltage	V_{DS}	30	V
Gate-Source Voltage	V_{GS}	±12	V
Drain Current-Continuous	I_D	2.0	A

Electrical Characteristics

T_A=25℃ Unless Otherwise noted

Parameter	Symbol	Test Conditions	Min	Typ.	Max	Units
Off Characteristics						
Drain to Source Breakdown Voltage	BVDSS	VGS=0V, ID=250μA	30	-	-	V
Zero-Gate Voltage Drain Current	IDSS	VDS=30V, VGS=0V	-	-	1	μA
Gate Body Leakage Current, Forward	IGSSF	VGS=12V, VDS=0V	-	-	100	nA
Gate Body Leakage Current, Reverse	IGSSR	VGS=-12V, VDS=0V	-	-	-100	nA
On Characteristics						
Gate Threshold Voltage	VGS(th)	VGS= VDS, ID=250μA	0.6	-	1.5	V
Static Drain-source On-Resistance	RDS(ON)	VGS =10V, ID =5.8A	-	30	35	mΩ
		VGS =4.5V, ID =5A	-	33	40	mΩ
		VGS =2.5V, ID =4A	-	45	55	mΩ
Drain-Source Diode Characteristics and Maximum Ratings						
Drain-Source Diode Forward Voltage	VSD	VGS =0V, IS=1.25A			1.2	V

Dynamic						
Qg	Total Gate Charge	V_{DS}=15V,V_{GS}=10V,I_D=2A		8.5	12	nC
Qgs	Gate-Source Charge			1.1		
Qgd	Gate-Drain Charge			1.8		
ton	Turn-on Time	V_{DD}=15V,I_D=2A,V_{GS}=10V,R_G=6Ω			40	nS
td(ON)	Turn-on Delay time			11		
tr	Turn-on Rise Time			17		
Td(off)	Turn-off Delay Time			37		
tf	Turn-off Fall Time			20		
toff	Turn-off Time				60	

TypicalTypical C Charactericteristics

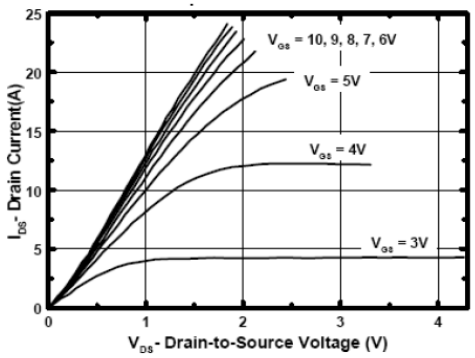

Figure 1. Output Characteristics

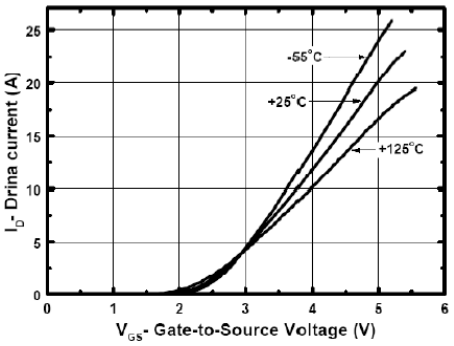

Figure 2. Transfer Characteristics

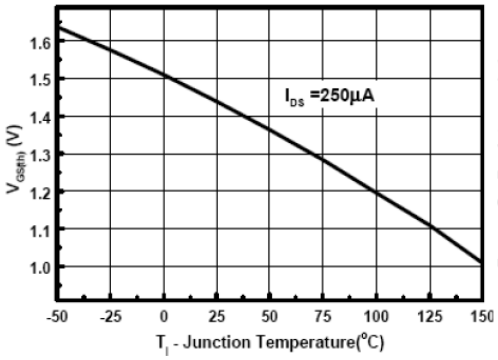

Figure 3. Gate Threshold Variation with Temperature

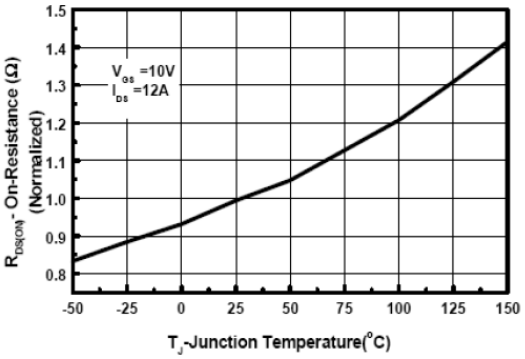

Figure 4. On-Resistance Variation with Temperature

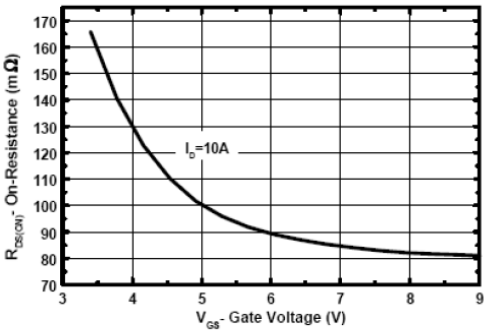

Figure 5. On-Resistance vs. Gate-to-Source Voltage

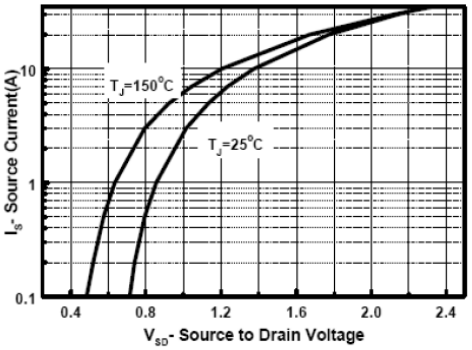

Figure 6. Source-Drain Diode Forward Voltage

Package Outline Dimensions (UNIT: mm)

SC-59

