Process Capable

RoHS Compliant 2011/65/EU

Compliant Halogen Free

REV.	ECN NO.	DESCRIPTION	DATE	DESIGN

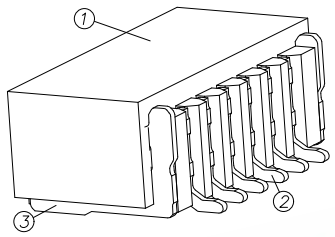

NOTES:

1.BASE: LCP
2.PIN: Brass
3.Solder Tab: Brass

SPECIFICATIONS:

1.Spacing: 1.0
2.Voltage Rating: 50V AC DC
3.Current Rating: 1A AC DC
4.Insulation Resistance: 100MΩ Min
5.Contact Resistance: 20mΩ Max
6.Withstanding voltage: 500V AC 1/Minute
7.Temperatuer Range: −25℃ ~+ 85℃

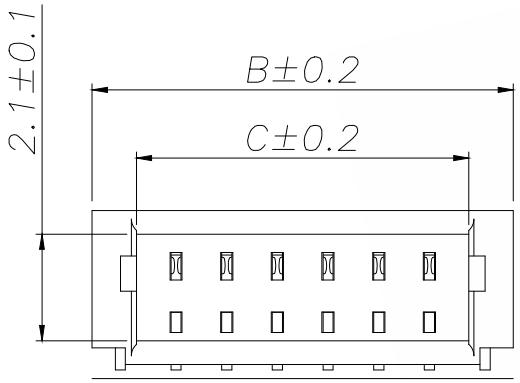

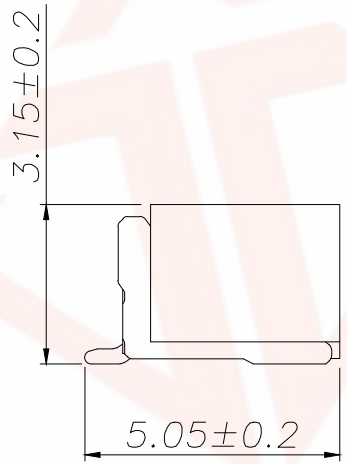

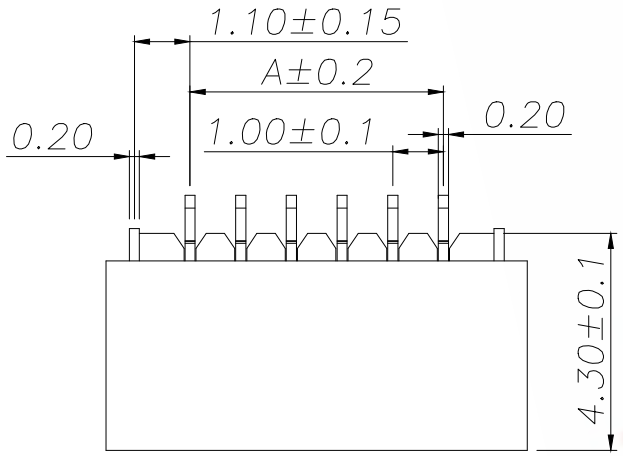

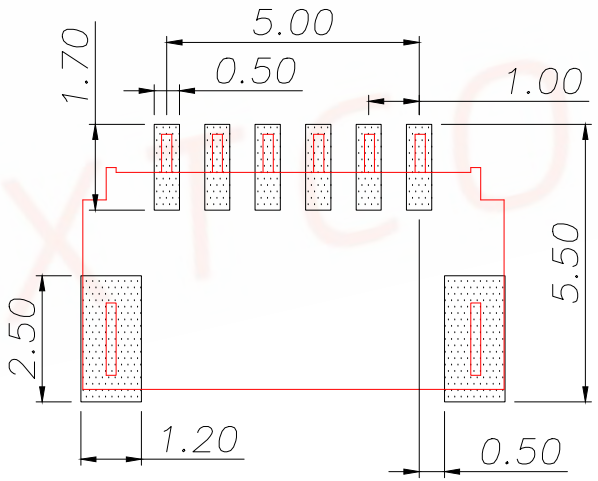

P.C.B LAYOUT

Part No	Pin	A	B	C
DSH−2PWT−43	2	1.00	4.35	2.60
DSH−3PWT−43	3	2.00	5.35	3.60
DSH−4PWT−43	4	3.00	6.35	4.60
DSH−5PWT−43	5	4.00	7.35	5.60
DSH−6PWT−43	6	5.00	8.35	6.60
DSH−7PWT−43	7	6.00	9.35	7.60
DSH−8PWT−43	8	7.00	10.35	8.60
DSH−9PWT−43	9	8.00	11.35	9.60
DSH−10PWT−43	10	9.00	12.35	10.60
DSH−11PWT−43	11	10.00	13.35	11.60
DSH−12PWT−43	12	11.00	14.35	12.60
DSH−13PWT−43	13	12.00	15.35	13.60
DSH−14PWT−43	14	13.00	16.35	14.60
DSH−15PWT−43	15	14.00	17.35	15.60
DSH−16PWT−43	16	15.00	18.35	16.60
DSH−20PWT−43	20	19.00	22.35	20.60

TOLERANCE			
X.X	±0.30	X.°	±5°
.XX	±0.20	X.X°	±3°
.XXX	±0.10	X.XX°	±1°
UNITS		mm	
MATERILA		— — —	
FINISH		— — —	

深圳聚兴泰电子科技有限公司
Shenzhen Juxingtai Electronic Technology Co., Ltd

PART NO.	DSH-XPWT-43
DESIGN:	Ethan
CHED:	Olvia
APPD:	Ava
TITLE:	WAFER 1.00 卧贴
	MANUFACTURE DWG
SCALE	N:A
SHEET	1/1