REVISIONS					
REV.	ECN NO.	LOCATION	DESCRIPTION	DATE	DESIGN
A1	N/A		端子模具调整，更新产品图面	2024.07.23	阿 树

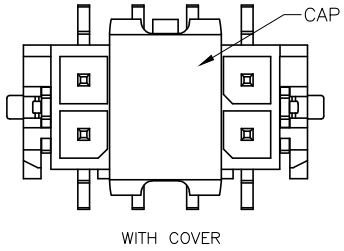

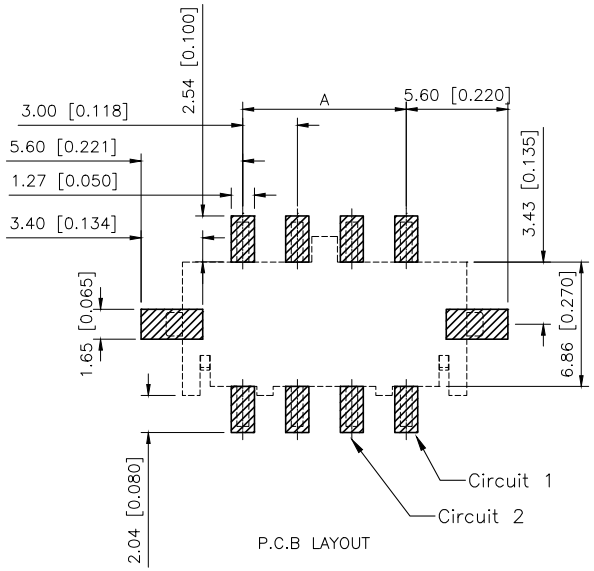

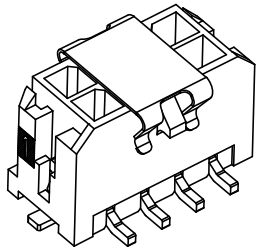

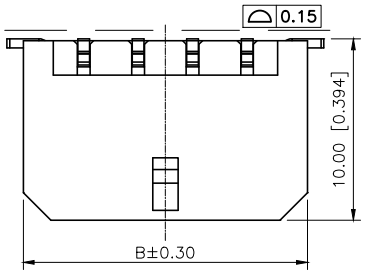

■SPECIFICATIONS
- •Voltage rating:250V AC/DC
- •Current rating:5A AC/DC
- •Withstanding Voltage:1000V AC/minute
- •Temperature range:−45°C+125°C
- •Insulation resistance:≥1000MΩ
- •Contact resistance:≤10mΩ

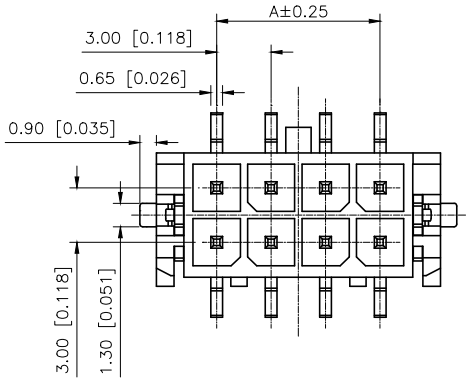

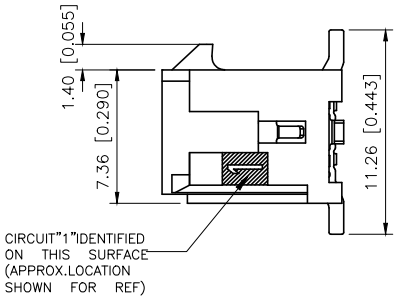

PART NO.:

X3025 W V S−2x03 D−LP SW
① ② ③ ④ ⑤ ⑥ ⑦ ⑧ ⑨

① Series No
② Category:W−Wafer
③ Welding Board Angle:V−Straight 180°
④ Welding Way:S−SMT
⑤ Row No−Pin No：2xXX−2x01P~2x12P
⑥ Plug the Pin & Special No:D−Solder Tabs
⑦ Material:LP−LCP L94V−0
⑧ Planting:SW−Matte Tin plating
⑨ Color:Blank−natural color

Poles	Dimensions (mm)	
	A	B
2x02	3.00	9.65
2x03	6.00	12.65
2x04	9.00	15.65
2x05	12.00	18.65
2x06	15.00	21.65
2x07	18.00	24.65
2x08	21.00	27.65
2x09	24.00	30.65
2x10	27.00	33.65
2x11	30.00	36.65
2x12	33.00	39.65

X3025WVS−2x03D−LPSW	LCP UL 94V−0	Brass	Matte tin	Brass	Matte tin	X3025H
PART NO	Material	Material(Pin)	Finish(Pin)	Material (Solder Tabs)	Finish (Solder Tabs)	Mates With XKB Housing

ANGLAR	±5°
X.	±0.40
X.x	±0.30
X.xx	±0.20
X.xxx	±0.15
UNSPECIFIED TOLERANCES	

XKB

DESIGN	阿 树	VIEW:	MODEL TYPE: 3.00 mm Crimp Style Connectors
CHECKED		UNIT: mm/in	PART NO.: X3025WVS−2x03D−LPSW
APPROVED		SIZE: A4	DWG NO.: X−X3025WVS−2x03D−LPSW

XKB INDUSTRIAL PRECISION CO.,LIMITED

SCALE	PAGE	REVISION
N/A	1/1	A1

	REVISIONS				
REV.	ECN NO.	LOCATION	DESCRIPTION	DATE	DESIGN
A1	N/A		端子模具调整，更新产品图面	2024.07.23	阿 树

2x02P

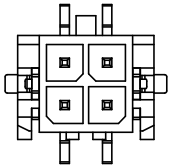

2x12P

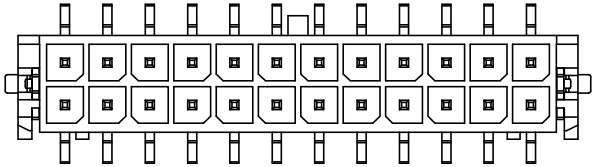

2x03P

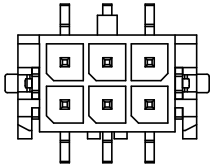

2x11P

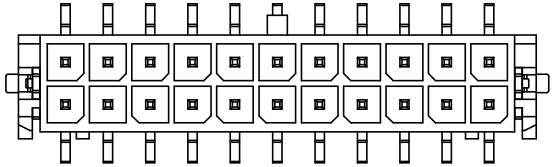

2x05P

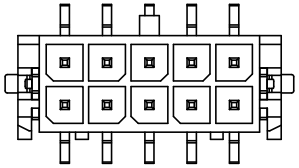

2x10P

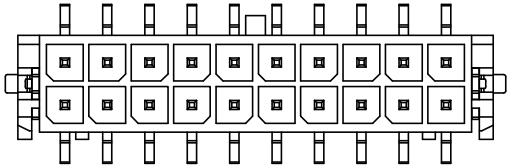

2x06P

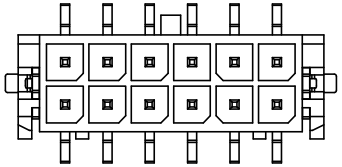

2x09P

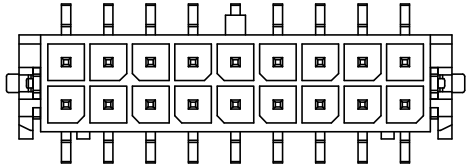

2x07P

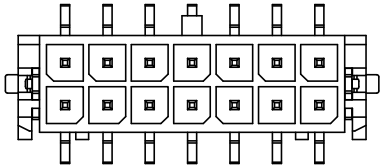

2x08P

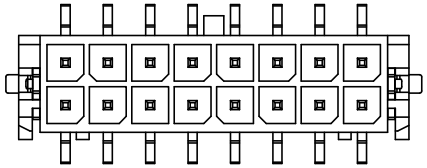

ANGLAR	±5°
X.	±0.40
X.x	±0.30
X.xx	±0.20
X.xxx	±0.15
UNSPECIFIED TOLERANCES	

XKB INDUSTRIAL PRECISION CO.,LIMITED

DESIGN	阿 树	VIEW:	MODEL TYPE: 3.00 mm Crimp Style Connectors
CHECKED		UNIT: mm/in	PART NO.: X3025WVS-2x03D-LPSW
APPROVED		SIZE: A4	DWG NO.: X-X3025WVS-2x03D-LPSW

SCALE	PAGE	REVISION
N/A	1/2	A1