DFR Series Flat Ribbon D–Sub Connectors

CHARACTERISTICS

Specifications

• Connectors according to MIL C24308 Standard Interface
• UL File: E232356

Materials and Platings	
Shells	Steel, Tin over Nickel
Insulator	Glass-filled thermoplastic, UL 94V-0
Contacts	Brass, selected gold in mating area; 2.54µm (100µ") min. tin on termination area over 1.27µm (50µ") min. nickel
Rear insert	Brass, 1.524um (60u") min. nickel plated
Screwlock	Brass, 1.524um (60u") min. nickel plated

Electrical Data	
Current rating	3A
Voltage rating	250V AC/rms 60Hz
Withstanding voltage	1000V AC/rms 60Hz for one minute
Insulation resistance	1000MΩ
Contact resistance	20mΩ max

Climatic Data	
Operating temperature	-25°C to +85°C

Mechanical Data

Single contact insertion force 0.34kg(0.748lb) max
Single contact withdrawal force 0.02kg(0.044) min
Mating and unmating force
Unit: kg (lb)

No. of Cts	Mate (max)	Unmate (min)
9 (size E)	3.06(6.75)	0.36(0.79)
15 (size A)	5.10(11.24)	0.46(1.01)
25 (size B)	8.47(18.67)	0.8(1.76)
37 (size C)	12.55(27.67)	1.12(2.47)

Standard plating thicknesses
• gold flash
• 0.38µm (15µ") gold
• 0.76 µm (30µ") gold

TARGET MARKETS/APPLICATIONS

Telecommunications

Industrial



TARGET MARKETS

D–SUB CONNECTORS – STAMPED AND FORMED CONTACTS

Amphenol offers a full range of D–Sub connectors from stamped and formed pin to screw machined pin with various termination and mounting options.

DFR series feature a special contact design which allows usage of standard 1.27mm flat cable. It works with all standard D–Sub hoods and is suitable for AWG size 28.

DFR series is a reliable and compact solution for modern peripheral equipment, which can be used in telecom, commerical, industrial and any industry standard applications.

- DFR stands for Flat Ribbon Cable
- With front metal shell or all plastic available for clear hole mounting option only
- With cable strain relief
- Protective hoods available
- Termination tooling available

OVERALL DIMENSION

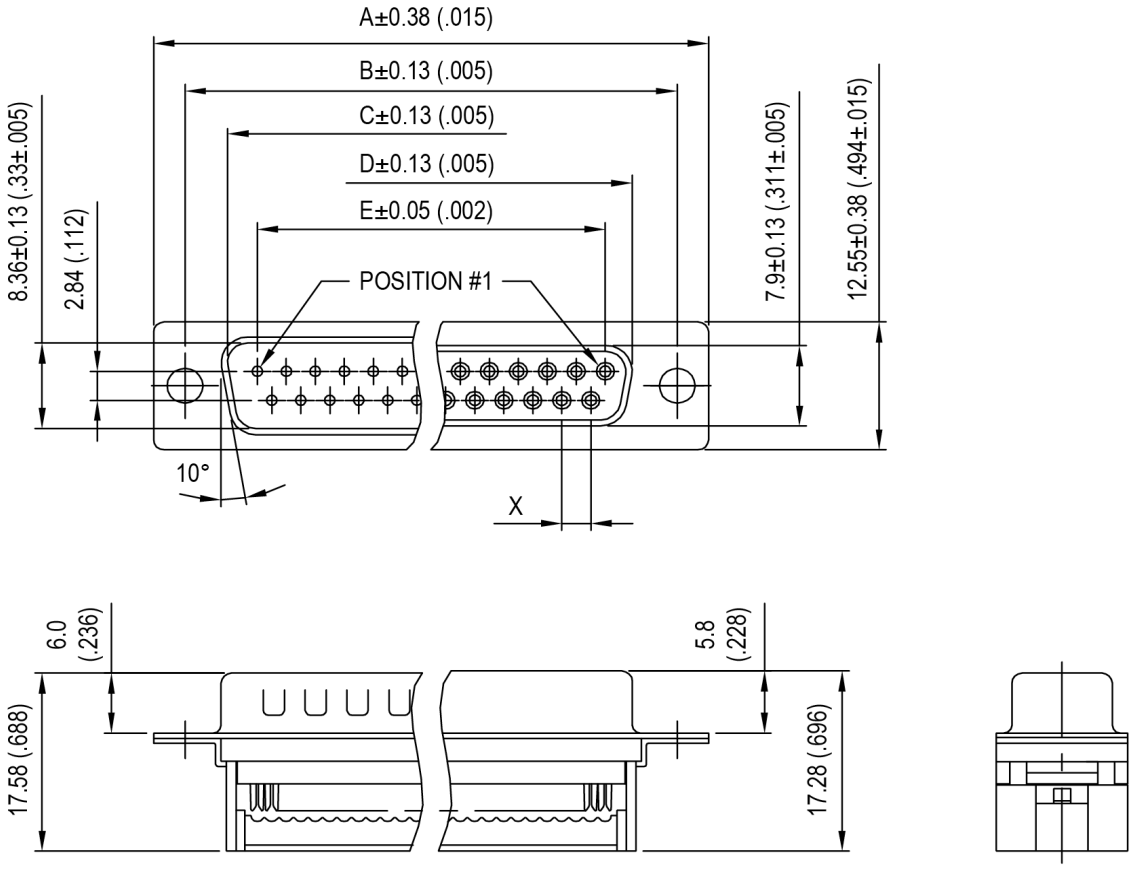

No. of Contacts	Dimensions mm (inch)						
	A	B	C	D	E	X	G
9	30.81 (1.21)	24.99 (.984)	16.92 (.666)	16.33 (.643)	11.08 (.465)	2.77	3.3 (.130)
15	39.20 (1.54)	33.30 (1.31)	25.25 (.994)	24.70 (.970)	19.39 (.763)	2.77	
25	53.04 (2.09)	47.04 (1.85)	38.96 (1.53)	38.40 (1.51)	33.24 (1.31)	2.77	
37	69.40 (2.73)	63.50 (2.50)	55.42 (2.18)	54.80 (2.16)	49.86 (1.96)	2.77	

STRAIN RELIEF

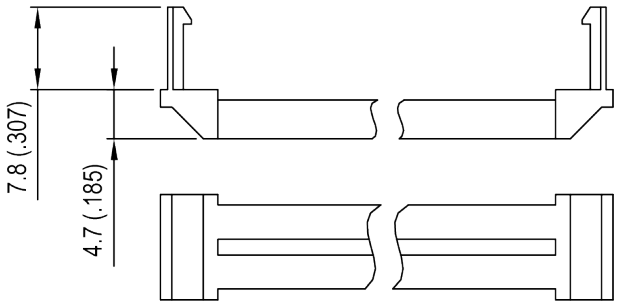

Disclaimer
Please note that the above information is subject to change without notice.

TECHNICAL DATA

Panel mounting option

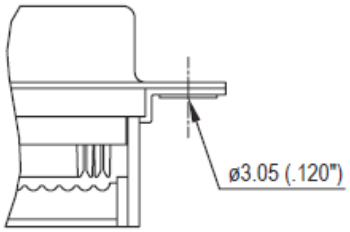

Clear hole ø 3.05mm
no digit

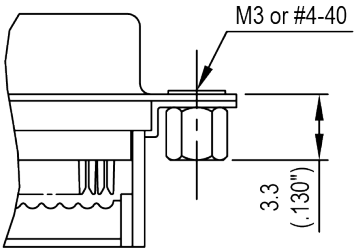

Riveted rear nut
B/D

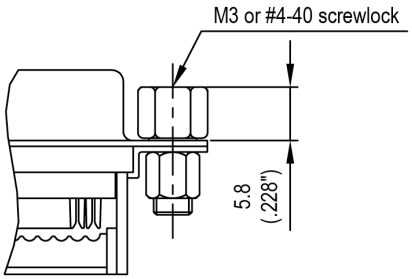

Riveted rear nut with removable front female screwlock
A/C

Tool



Support for hand termination tool:
974MC

Disclaimer
Please note that the above information is subject to change without notice.

PART NUMBER SELECTOR

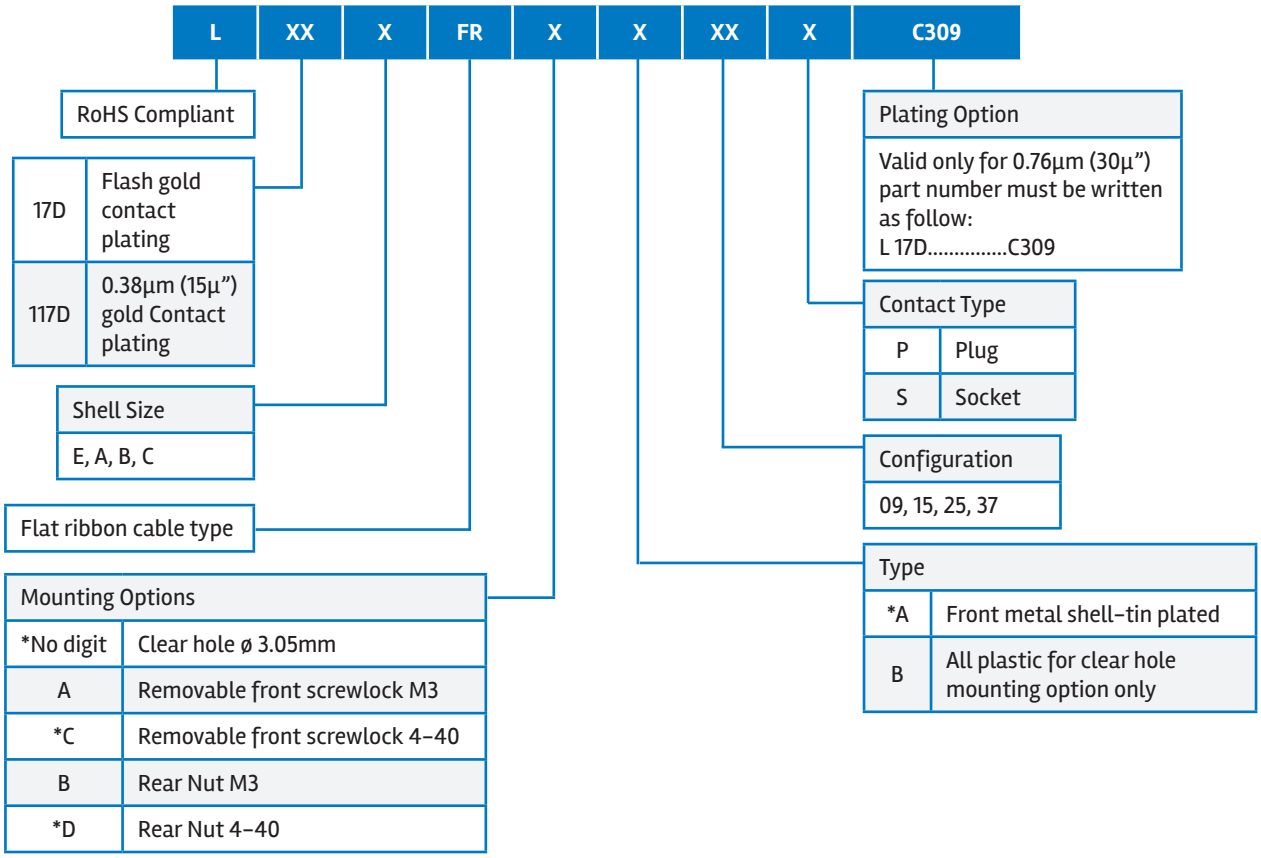

*Standard options.

CMIODSUBDFR1217EA4

Disclaimer
Please note that the above information is subject to change without notice.