REVISIONS					
REV.	ECN NO.	LOCATION	DESCRIPTION	DATE	DESIGN
A1	N/A		图面升级整理图面	2025.05.19	阿树
A2	ECN-P-2026031001	A2 X2	产品尺寸变更	2026.03.10	阿树

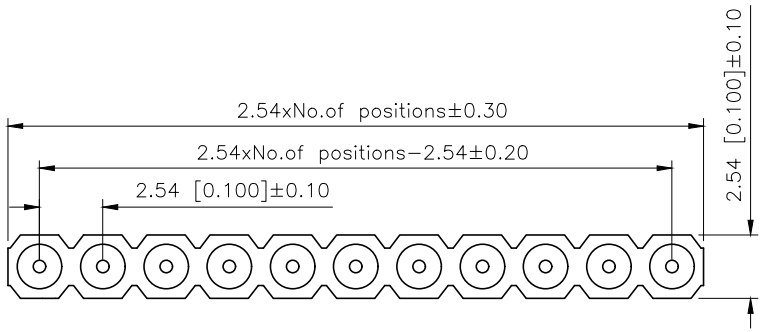

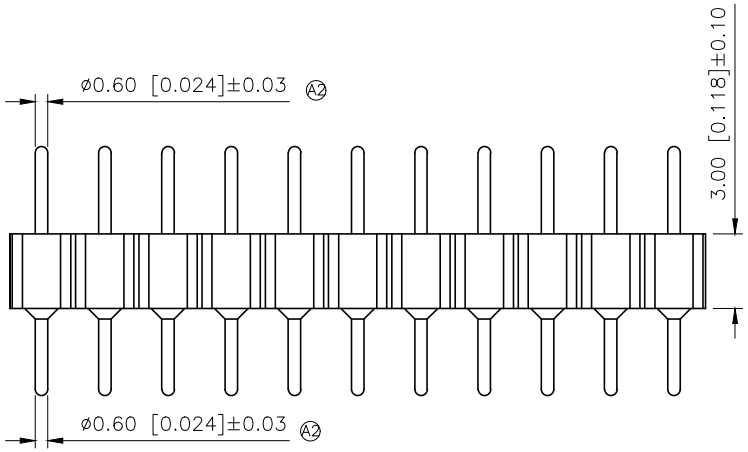

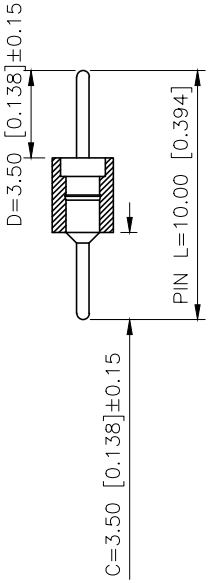

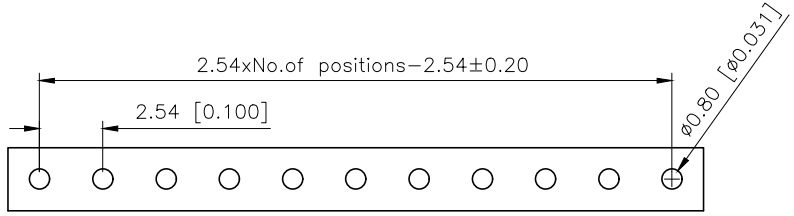

Recommended P.C.B Layout(±0.05)

Technical Data
Pin(outer sleeve):Brass,machined CuZn38Pb2
Insulator:PPS UL94V-0 colour:black
Current rating:3Amps
Mating pin ø:0.60mm
Mechanical life:min 500cycles
Contact resistance:max 10mΩ
Dielectric strength:min 1000V RMS
Operaling temperature:-40°C to+105°C
Soldering temperature:+255°C

PART NO.:

X5511 W V-XX-C35 D35-1000
① ② ③ ④ ⑤ ⑥ ⑦

①Series No
②Category:W-Wafer
③Welding Board Angle:V-Stright 180°
④Row No-Pin No:XX-01P-40P
⑤Pin Length :C=3.5mm
⑥Pin Length :D=3.5mm
⑦1000:Type1000

X5511WV-XX-C35D35-1000	PPS 94V-0	Brass	Tin Gold 1u''	X5511F
PART NO	Material	Material(Pin)	Finish(Terminal)	Mates With XKB Pin Header

AuGLAR	±5°
X.	±0.40
X.x	±0.30
X.xx	±0.20
X.xxx	±0.15
UNSPECIFIED TOLERAuCES	

XKB 星创 Connection

DESIGN	阿树	VIEW:	MODEL TYPE: 2.54mm BTB Style Connector
CHECKED		UNIT: mm/in	PART NO.: X5511WV-XX-C35D35-1000
APPROVED		SIZE: A4	DWG NO.:

XKB INDUSTRIAL PRECISION CO.,LIMITED

SCALE	PAGE	REVISION
N/A	1/1	A2