ACCELERATE®HD

HIGH-DENSITY SLIM BODY ARRAYS

(0.635 mm) .025" PITCH



PAM4 64 Gbps



SureWare™ ultra rugged guide post standoffs available (GPSO)

FEATURES & BENEFITS

- Up to 400 positions in a 4-row design
- 5 mm, 7 mm, 9 mm, 10 mm, 11 mm, 12 mm 14 mm & 16 mm stack heights
- Slim 5 mm width body design
- Edge Rate® contact system optimized for signal integrity performance
- Open-pin-field for grounding and routing flexibility
- Supports 64 Gbps PAM4 (32 Gbps NRZ) applications
- PCIe® 6.0/CXL® 3.2 capable

HIGHER DENSITY THAN PREVIOUS GENERATION STRIPS

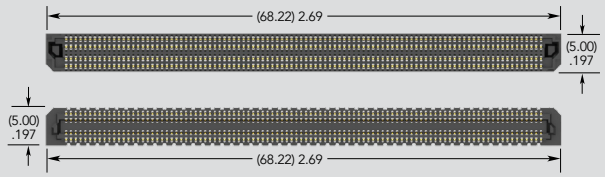

ADM6/ADF6 Series (400 total positions)

KEY SPECIFICATIONS (ADM6/ADF6)

PITCH	TOTAL POSITIONS	INSULATOR MATERIAL	CONTACT MATERIAL	PLATING	OPERATING TEMP RANGE	CURRENT RATING	VOLTAGE RATING	LEAD-FREE SOLDERABLE
(0.635 mm) .025"	40 - 400	Black LCP	Copper Alloy	Au or Sn over 50 µ" (1.27 µm) Ni	-55 °C to +125 °C	1.34 A per pin (4 pins powered)	155 VAC/219 VDC	Yes

PCI-SIG®, PCI Express® and the PCIe® design marks are registered trademarks and/or service marks of PCI-SIG.

Unless otherwise approved in writing by Samtec, all parts and components are designed and built according to Samtec's specifications which are subject to change without notice.

PCI EXPRESS® 6.0 CAPABLE

(0.635 mm) .025" PITCH • SLIM BODY OPEN-PIN-FIELD ARRAYS

SERIES	NO. OF POSITIONS	LEAD STYLE	PLATING OPTION	NO. OF ROWS	0	OPTION	"X"R
ADM6 Terminal **ADF6** Socket	**–10, –20, –30, –40, –50, –60,** (per row) **–70, –80, –90, –100** (ADF6–03.5 & ADM6–01.5, –03.5 & –06.5 lead styles only)	**–01.5** = 1.5 mm (ADM6 only) **–03.5** = 3.5 mm **–06.5** = 6.5 mm (ADM6 only) **–07.5** = 7.5 mm (ADF6 only) **–08.5** = 8.5 mm (ADM6 only)	**–L** = 10 µ" (0.25 µm) Gold on contact area, Matte Tin on taill	**–4** = Four Rows		(Leave blank for no alignment pin) **–A** = Alignment Pin	**–TR** = Tape & Reel **–FR** = Full Reel Tape & Reel (must order max. quantity per reel; contact Samtec for quantity breaks)

ADM6

Board Mates: ADF6

Standoffs: JSO, GPSO



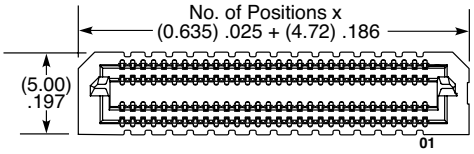

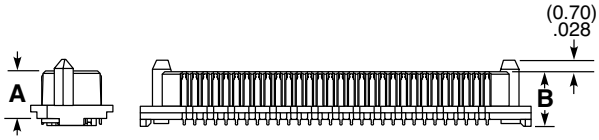

LEAD STYLE	A	B
–01.5	(2.90) .114	(3.32) .131
–03.5	(4.90) .193	(5.32) .209
–06.5	(7.90) .311	(8.32) .328
–08.5	(9.90) .390	(10.32) .406

ALSO AVAILABLE
Contact Samtec

Other platings

View complete specifications at: samtec.com?ADM6

MATED HEIGHTS *

ADF6 LEAD STYLE	ADM6 LEAD STYLE			
	–01.5	–03.5	–06.5	–08.5
–03.5	(5 mm) .197"	(7 mm) .276"	(10 mm) .394"	(12 mm) .472"
–07.5	(9 mm) .354"	(11 mm) .433"	(14 mm) .551"	(16 mm) .630"

* Processing conditions will affect mated height.

ADF6

Board Mates: ADM6

Standoffs: JSO, GPSO



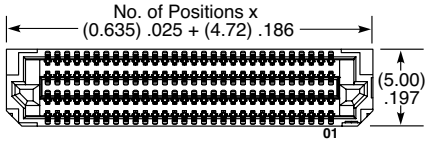

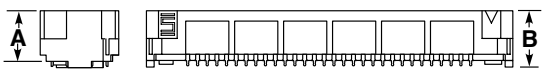

LEAD STYLE	A	B
–03.5	(3.23) .127	(3.65) .144
–07.5	(7.23) .285	(7.65) .301

Notes:
Some sizes, styles and options are non-standard, non-returnable

View complete specifications at: samtec.com?ADF6

Unless otherwise approved in writing by Samtec, all parts and components are designed and built according to Samtec's specifications which are subject to change without notice.