FLEX STACK

MICRO BOARD STACKER

(1.27 mm) .050" PITCH • FW SERIES



FW
Board Mates:
CLP, FLE
Cable Mates:
FFSD

SPECIFICATIONS

Insulator Material:
Black Liquid Crystal Polymer
Terminal Material:
Phosphor Bronze
Plating:
Sn or Au over 50 µ" (1.27 µm) Ni
Operating Temp Range:
-55 °C to +125 °C

PROCESSING

Lead-Free Solderable:
Yes
SMT Lead Coplanarity:
(0.10 mm) .004" max (02-30)
(0.15 mm) .006" max (31-50)*
*(.004" stencil solution may be available; contact ipg@samtec.com)

FW	–	NO. OF PINS PER ROW	–	LEAD STYLE	–	PLATING OPTION	–	D	–	STACKER HEIGHT	–	POST HEIGHT	–	OPTION
		02 thru 50		Specify LEAD STYLE from chart		–F = Gold flash on post, Matte Tin on tail –L = 10 µ" (0.25 µm) Gold on post, Matte Tin on tail –G = 10 µ" (0.25 µm) Gold on post, Gold flash on tail				–"XXX" = Stacker Height (in inches) Example: –250 = (6.35 mm) .250"		–"XXX" = Post Height (in inches) (1.65 mm) .065" minimum Example: –065 = (1.65 mm) .065"		–ES = End Shroud (–075 post height only. Mate only with CLP) (5.46 mm) .215" to (15.49 mm) .610" stacker height only 9 pins/row min. –EP = End Shroud with Guide Post (–075 post height only. Mate only with CLP.) (5.46 mm) .215" to (15.49 mm) .610" stacker height only 9 pins/row min. –A = Alignment Pin (3 positions min.) (5.46 mm) .215" to (15.75 mm) .620" stacker height only (SMT only) –P = Pick & Place Pad (5 positions min.) (SMT only) –TR = Tape & Reel (Max overall height = Post+Stacker Height+Pad+ Alignment Pin = (17.78) .700") (SMT only) –FR = Full Reel Tape & Reel (must order max. quantity per reel; contact Samtec for quantity breaks) (SMT only)

LEAD STYLE	STACKER HEIGHT	STACKER + POST
–03	(5.46) .215 to (8.51) .335	(7.11) .280 to (10.16) .400
–05	(8.64) .340 to (15.49) .610	(10.29) .405 to (17.15) .675

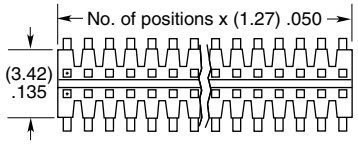

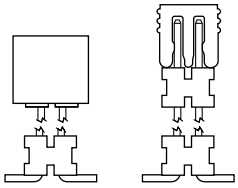

SURFACE MOUNT

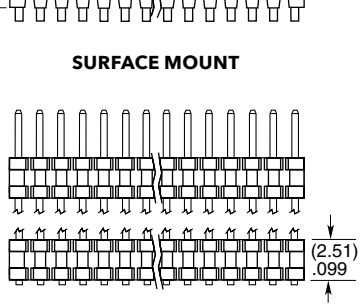

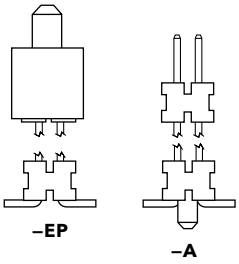

MATED HEIGHT

FW LEAD STYLE	CLP LEAD STYLE	MATED HEIGHT*
FW-XX-03-X-X-233-065	-02	(8.13 mm) .320"
FW-XX-03-X-X-303-065		(9.91 mm) .390"

*Processing conditions will affect mated height.

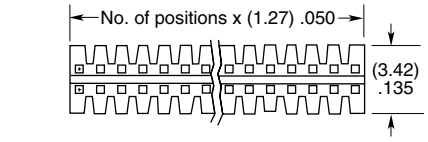

THROUGH-HOLE

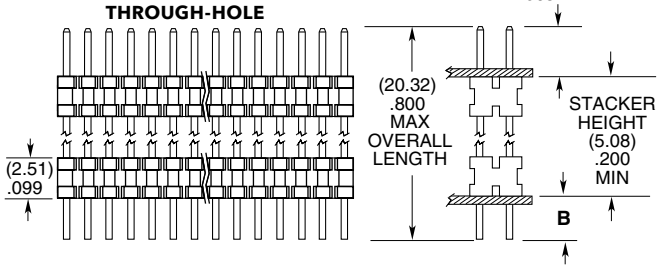

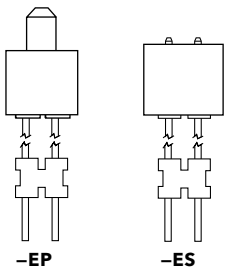

LEAD STYLE	TAIL (B)
–01	(1.14) .045
–02	(1.91) .075
–04	(2.29) .090

ALSO AVAILABLE

Smaller stack heights

Notes:
For added mechanical stability, Samtec recommends mechanical board spacers be used in applications with gold or selective gold plated connectors. Contact ipg@samtec.com for more information.

This Series is non-standard, non-returnable.

Unless otherwise approved in writing by Samtec, all parts and components are designed and built according to Samtec's specifications which are subject to change without notice.

Mouser Electronics

Authorized Distributor

Click to View Pricing, Inventory, Delivery & Lifecycle Information:

Samtec:

FW-05-05-G-D-480-160-A-P FW-05-05-G-D-410-100-A-P FW-34-02-G-D-236-065-ES FW-34-02-G-D-275-065-ES FW-14-03-F-D-217-072-ES-P FW-02-01-F-D-120-075 FW-03-05-G-D-567-108-A FW-16-04-F-D-160-090 FW-50-02-F-D-656-069 FW-32-05-L-D-540-100 FW-25-01-F-D-655-100 FW-12-03-F-D-211-125-P-TR FW-06-01-F-D-070-055 FW-03-02-L-D-530-195 FW-05-05-G-D-610-065-A-M-TR FW-02-04-F-D-124-102 FW-06-03-F-D-085-200 FW-11-04-F-D-250-090 FW-07-03-L-D-270-065-A-P-FR FW-06-04-L-D-645-065 FW-12-05-L-D-280-280-A FW-15-05-L-D-440-075-ES-FR FW-10-03-G-D-210-190-P-TR FW-17-05-F-D-410-120-A-P FW-05-04-L-D-510-130 FW-11-04-L-D-533-160 FW-10-04-G-D-472-090 FW-04-05-G-D-360-100 FW-05-04-L-D-450-100 FW-08-05-S-D-366-125-P FW-09-03-G-D-085-165 FW-30-05-G-D-355-100-A-P FW-20-03-F-D-085-252-FR FW-02-05-G-D-512-065 FW-04-05-L-D-310-100-A-TR FW-05-05-F-D-540-065-P-TR FW-08-05-G-D-300-175-A-P-TR FW-10-05-G-D-570-085-A FW-12-05-G-D-355-075-P-TR FW-10-05-F-D-465-065-A-P-TR FW-25-05-G-D-393-240-A-TR FW-04-03-F-D-275-065 FW-10-04-L-D-331-090 FW-16-03-L-D-175-150-FR FW-08-02-L-D-170-100 FW-25-04-L-D-631-079 FW-03-04-L-D-327-160 FW-15-05-G-D-450-160-A-P-TR FW-02-01-G-D-195-065 FW-02-04-G-D-370-085 FW-10-05-F-D-260-150-A FW-02-04-L-D-100-250 FW-07-05-F-D-248-211 FW-10-05-L-D-567-065-ES-P-FR FW-11-05-G-D-440-200-P-TR FW-10-03-G-D-215-158-P-FR FW-12-04-L-D-150-080 FW-11-01-G-D-195-065 FW-02-03-G-D-260-070-FR FW-04-05-F-D-490-170-A FW-10-03-S-D-230-120-A-P-TR FW-20-03-G-D-100-300-P-FR FW-20-05-S-D-248-215-A-P-TR FW-14-03-G-D-140-140 FW-15-05-G-D-450-160-A-P-FR FW-02-02-G-D-160-192 FW-05-05-L-D-450-100-P-FR FW-26-04-L-D-180-160 FW-14-02-L-D-300-065-ES FW-50-04-G-D-340-120 FW-16-05-G-D-516-075-ES-P-TR FW-07-03-F-D-264-118-P FW-08-05-G-D-299-153 FW-20-03-G-D-210-155 FW-11-03-G-D-187-073-P-TR FW-11-05-F-D-473-072-A-P-TR FW-02-03-L-D-154-065-TR FW-12-05-G-D-264-140-A-P-FR FW-02-05-G-D-276-158 FW-09-03-L-D-303-065-P-TR FW-10-05-G-D-505-170-P-TR FW-34-02-G-D-215-140 FW-05-02-L-D-310-093 FW-09-03-G-D-259-075-ES-A FW-24-03-G-D-215-075-ES-A FW-12-03-F-D-257-103-A FW-12-03-F-D-299-075-ES-A-P FW-09-05-G-D-320-100-P-FR FW-16-03-F-D-244-085-A FW-25-04-G-D-473-121 FW-02-03-F-D-215-065-TR FW-02-05-F-D-315-157 FW-20-03-G-D-085-070-P-FR FW-03-02-G-D-185-120 FW-07-03-G-D-187-150 FW-08-04-G-D-393-170 FW-20-02-G-D-467-075 FW-06-05-G-D-400-200-P-FR FW-15-02-F-D-410-073 FW-20-04-G-D-265-075